

# ZL series

## Tiny toggle switches - metal bushing

Distinctive features - Specifications - Overview



□ Ø 4,83 mm threaded bushing

□ Solder lug and straight PC terminals

### ELECTRICAL SPECIFICATIONS

- Max. current/voltage rating with resistive load :
  - gold plated contacts : 0,4VA 20V max. AC or DC
  - silver plated contacts : 0,5A 48V max. AC or DC
- Minimum load : 10mA 50mV - 10µA 5VDC
- Contact resistance : 20 mΩ max.
- Insulation resistance : 1.000 MΩ min. at 500VDC
- Dielectric strength: 1.000 Vrms 50 Hz min. between terminals and frame  
500 Vrms 50 Hz min. between terminals
- Electrical life at full load :

Contacts	Number of cycles	
	2 positions	3 positions
Gold plated	60.000	30.000
Silver plated	20.000	10.000

### GENERAL SPECIFICATIONS

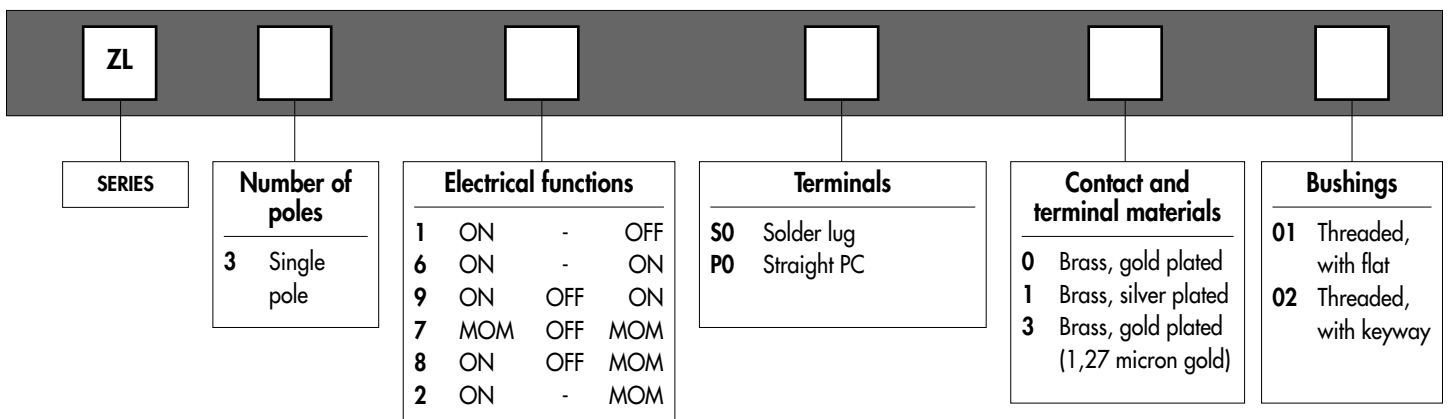
- Strength of terminals : pull-out force 10N max.
- Torque : 1 Nm max. applied between the 2 nuts
- Max. panel thickness : 1,5 mm (.059) with 2 nuts
- Operating temperature : -30°C to +85°C
- Moisture : 21 days 95 % (NFC 20-603 - IEC 8-2-3)

### MATERIALS

- Case : thermoplastic UL94-V0
- Actuator : brass, nickel plated
- Bushing : zamac, tin plated
- Contacts and terminals :
  - 0** : brass, gold plated (standard)
  - 1** : brass, silver plated
  - 3** : brass, gold plated (1,27 micron gold)
- Terminal seal : epoxy

### SOLDERING

- Hand soldering : 280°C max. for 5 seconds max.
- Wave soldering : 260°C max. for 5 seconds max.



**Dimensions** : First dimensions are in mm while inches are shown as bracketed numbers.



**Packaging unit** : 100 pieces

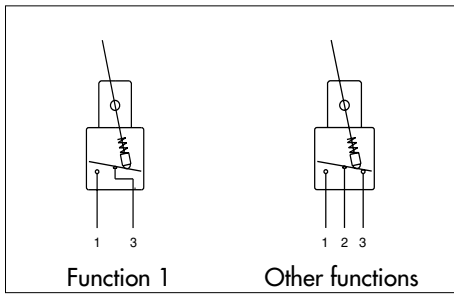


**Mounting accessories** : Standard hardware supplied with all models : 2 hex nuts 7 mm (.275) across flats P/N U5731, 1 locking ring P/N U5821 (with keyway) or U5831 (with flat) and 1 lockwasher P/N U5841.

# ZL series

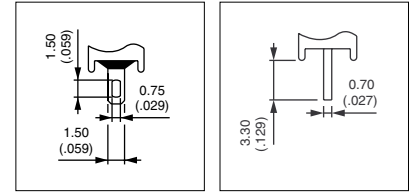
## Tiny toggle switches - metal bushing

A

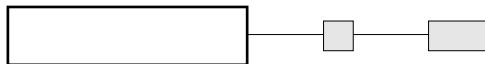


- Single pole
- Gold plated or silver plated contacts
- Epoxy sealed terminals

Other actuator lengths available on request.



### MODEL STRUCTURE



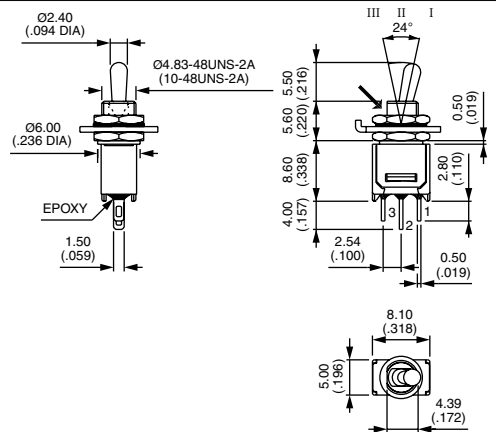
Shown with threaded bushing code 01

### Solder lug terminals : ZL..S0



- ZL31S0
- ZL36S0
- ZL39S0
- ZL37S0
- ZL38S0
- ZL32S0

	III	II	I
ZL31S0	ON	-	OFF
ZL36S0	ON	-	ON
ZL39S0	ON	OFF	ON
ZL37S0	MOM	OFF	MOM
ZL38S0	MOM	OFF	ON
ZL32S0	MOM	-	ON



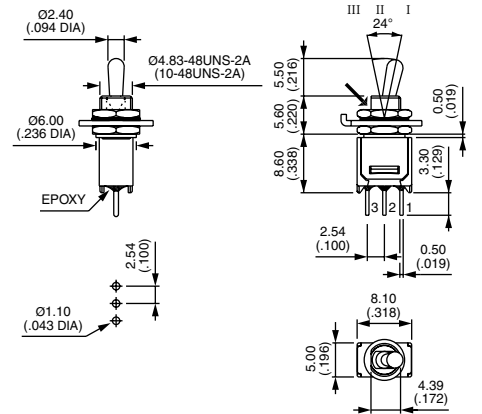
→ Flat

### Straight PC terminals : ZL..P0



- ZL31P0
- ZL36P0
- ZL39P0
- ZL37P0
- ZL38P0
- ZL32P0

	III	II	I
ZL31P0	ON	-	OFF
ZL36P0	ON	-	ON
ZL39P0	ON	OFF	ON
ZL37P0	MOM	OFF	MOM
ZL38P0	MOM	OFF	ON
ZL32P0	MOM	-	ON



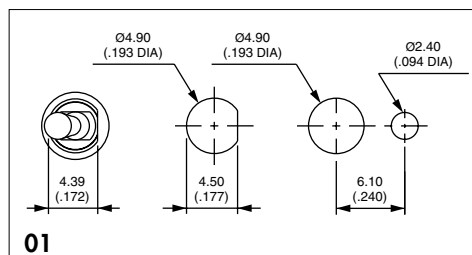
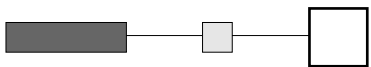
→ Flat

### CONTACT & TERMINAL MATERIALS

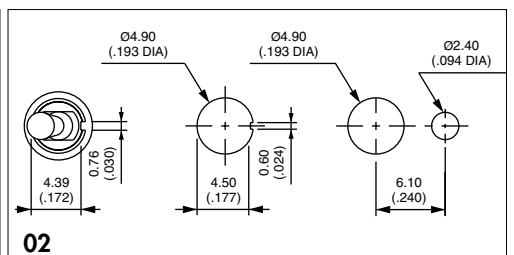


0 : Brass, gold plated (standard) - 1 : Brass, silver plated - 3 : Brass, gold plated (1,27µ gold)

### BUSHINGS



01  
Threaded, with flat



02  
Threaded, with keyway