


**PRODUCT FINDER**

- Reed Switches
- Reed Relays
- Selection Guide
- Application Notes
- 4-Pin-DIP-DF
- PB-PC
- ML-W
- SIP-DG
- SIP-DH
- SIP-SD
- SIP-SG
- Z**
- Passive Infrared Detectors
- Photoelectric Beams
- Opto Sensors
- Proximity Sensors
- Automotive Sensors
- Level Sensors
- Flow Sensors
- Magnetic Contacts
- Video

# Aleph Ultra Compact/Z Series Reed Relay

- Ultra compact package
- Coaxial shields on some models
- Metal can for interference immunity
- Various contact configurations



## Coil Ratings

Part Number	Nominal Voltage (VDC)	Coil Resistance (ohms) ±10%	Operate Voltage (VDC) max.	Release Voltage (VDC) min.	Schematics
ZA1A**AZ	5 12	150 680	3.8 9.0	0.5 1.0	
ZH1A**AZ (for RF applications)	5 12	250 1200	3.8 9.0	0.5 1.0	
ZC1C**CZ	5 12	100 250	3.8 9.0	0.5 1.0	

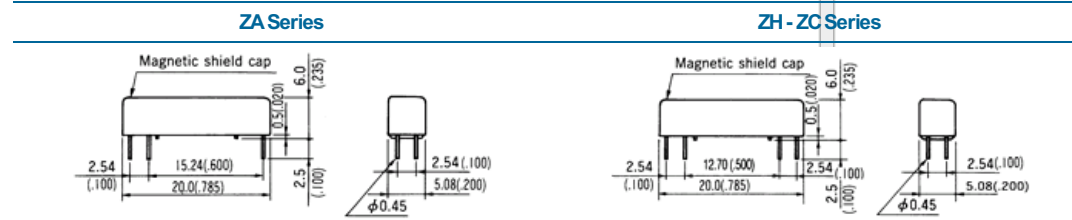
TAMB. = +20°C  
(M.S.) : Magnetic Shield

## Contact Ratings

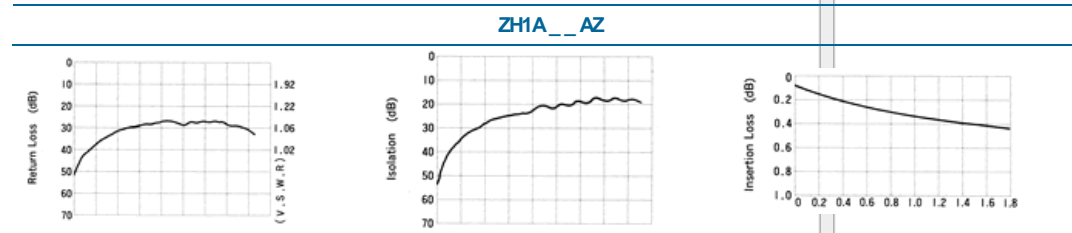
Parameters	ZA1A**AZ ZH1A**AZ	ZC1C**CZ
Power (W) max.	10	3
Voltage (VDC) max.	200	100
Switching Current (A) max.	0.5	0.25
Carry Current (A) max.	1.0	0.5
Contact Resistance (ohms) max. (initial)	0.15	0.15
Breakdown Voltage (VDC) min.	Open Contact	250
	Contact to Coil	500
Insulation Resistance (ohms) min.	Open Contact	10 <sup>10</sup>
	Contact to Coil	10 <sup>10</sup>
Operate Time (mS) max (incl. bounce)	1.0	2.0
Release Time (mS) max.	0.5	2.5
Electrical Life	Low Level	10 <sup>8</sup> (10mVDC, 10µA)
	Rated Load	6 X 10 <sup>5</sup> (20VDC, 0.5A)

(resistive loads)

## Dimensions



## RF Characteristic Curves



775-827-8000

© 2015 Aleph America Corporation. All rights reserved.

[Privacy Policy](#) | [Terms of Use](#) | [Sitemap](#)