

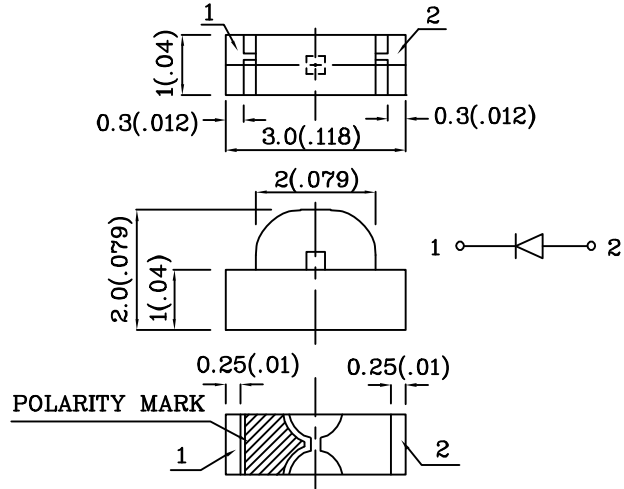
PRELIMINARY SPEC

Features

- 3.0mmx1.0mm right angle SMT LED, 2.0mm thickness.
- Low power consumption.
- Wide viewing angle.
- Ideal for back light and indicator.
- Various colors and lens types available.
- Package : 2000pcs / reel.
- Moisture sensitivity level : level 3.
- RoHS compliant.



ATTENTION
OBSERVE PRECAUTIONS
FOR HANDLING
ELECTROSTATIC
DISCHARGE
SENSITIVE
DEVICES



Notes:

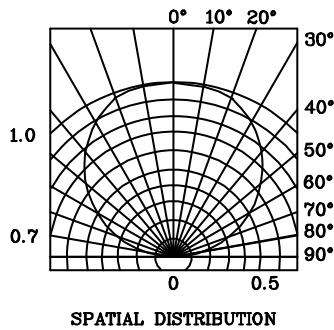
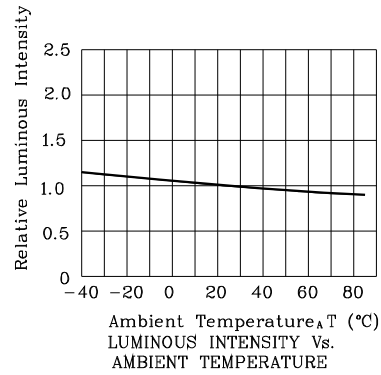
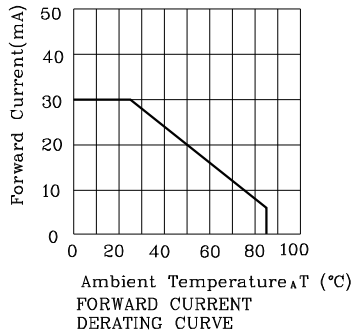
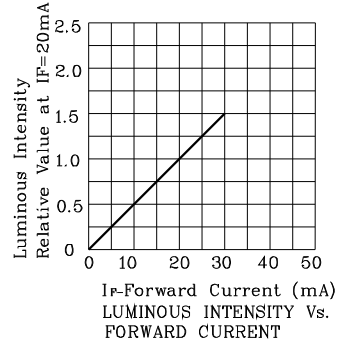
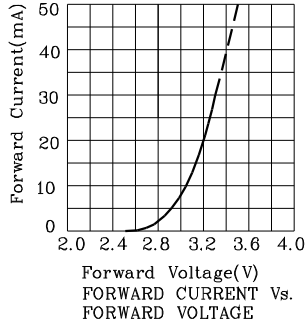
1. All dimensions are in millimeters (inches).
2. Tolerance is $\pm 0.15(0.006")$ unless otherwise noted.
3. Specifications are subject to change without notice.

Absolute Maximum Ratings (TA=25°C)		NWA (InGaN)	Unit
Reverse Voltage	VR	5	V
Forward Current	IF	30	mA
Forward Current (Peak) 1/10 Duty Cycle 0.1ms Pulse Width	iFS	100	mA
Power Dissipation	PT	120	mW
Operating Temperature	TA	-40 ~ +85	°C
Storage Temperature	Tstg	-40 ~ +85	
Electrostatic Discharge Threshold (HBM)		1000	V

Operating Characteristics (TA=25°C)		NWA (InGaN)	Unit
Forward Voltage (Typ.) (IF=20mA)	VF	3.2	V
Forward Voltage (Max.) (IF=20mA)	VF	4.0	V
Reverse Current (Max.) (VR=5V)	IR	10	uA
Chromaticity Coordinates (Typ.)	X	0.31	
	Y	0.31	
Capacitance (Typ.) (VF=0V, f=1MHz)	C	100	pF

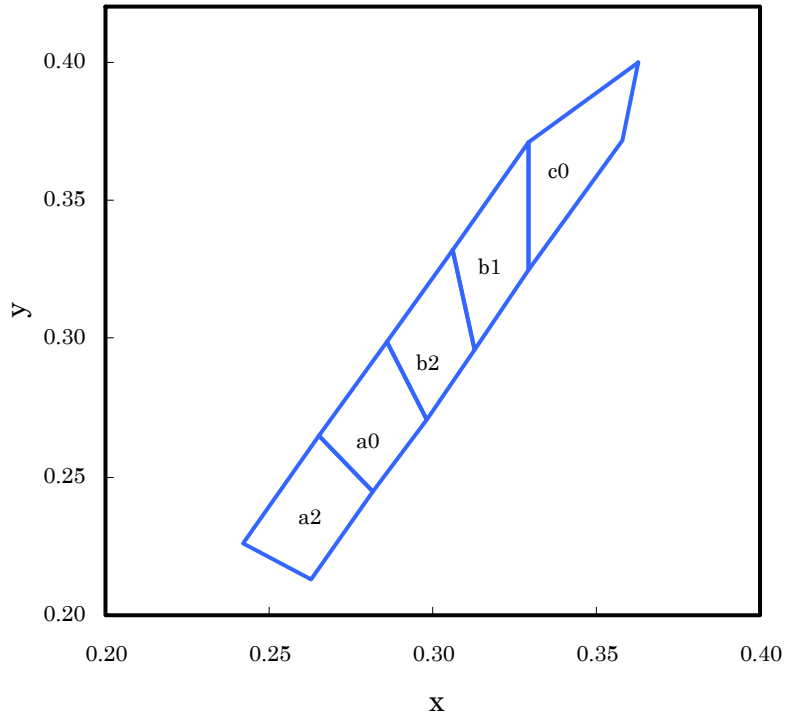
Part Number	Emitting Color	Emitting Material	Lens-color	Luminous Intensity (IF=20mA) mcd		Viewing Angle 2 θ 1/2
				min.	typ.	
XZNSA56F	White	InGaN	Yellow Fluorescent	50	148	120°
Published Date : AUG 25, 2008 Drawing No : XDSA9461 V4 Checked : B.L.LIU P.1/5						

❖ NWA



XZNWA56F

White CIE



Rank a2				
X	0.263	0.282	0.265	0.242
Y	0.213	0.245	0.265	0.226

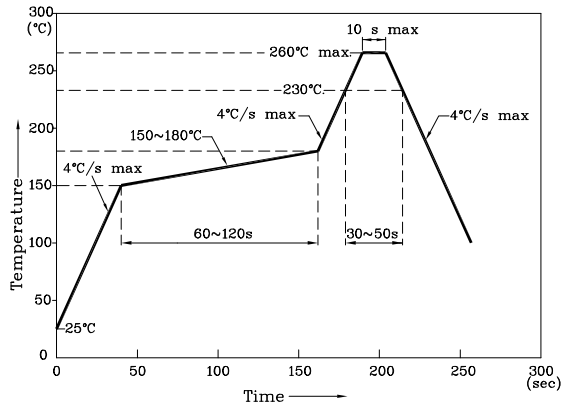
Rank a0				
X	0.282	0.298	0.286	0.265
Y	0.245	0.271	0.299	0.265

Rank b2				
X	0.298	0.313	0.306	0.286
Y	0.271	0.296	0.332	0.299

Rank b1				
X	0.313	0.329	0.329	0.306
Y	0.296	0.325	0.371	0.332

Rank c0				
X	0.329	0.358	0.363	0.329
Y	0.325	0.372	0.400	0.371

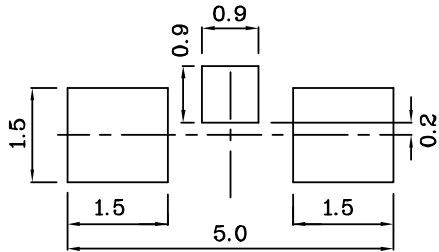
Reflow Soldering Profile For Lead-free SMT Process.



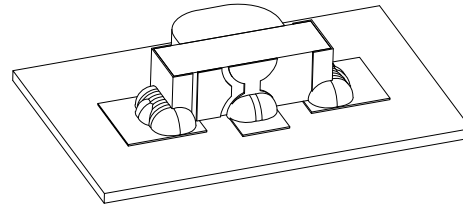
NOTES:

1. Maximum soldering temperature should not exceed 260°C.
2. Recommended reflow temperature: 145°C-260°C.
3. Do not put stress to the epoxy resin during high temperatures conditions.

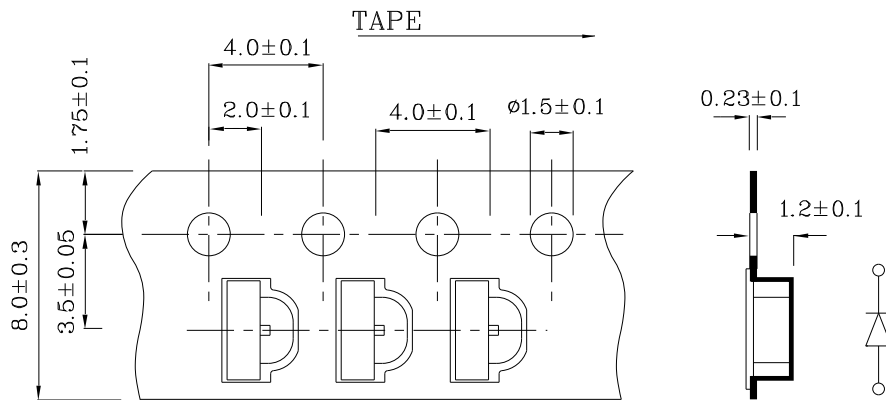
❖ Recommended Soldering Pattern
(Units : mm; Tolerance: ±0.1)



❖ The device has a single mounting surface. The device must be mounted according to the specifications.



❖ Tape Specification (Units : mm)



Remarks:

If special sorting is required (e.g. binning based on forward voltage, Luminous intensity/ luminous flux, or chromaticity), the typical accuracy of the sorting process is as follows:

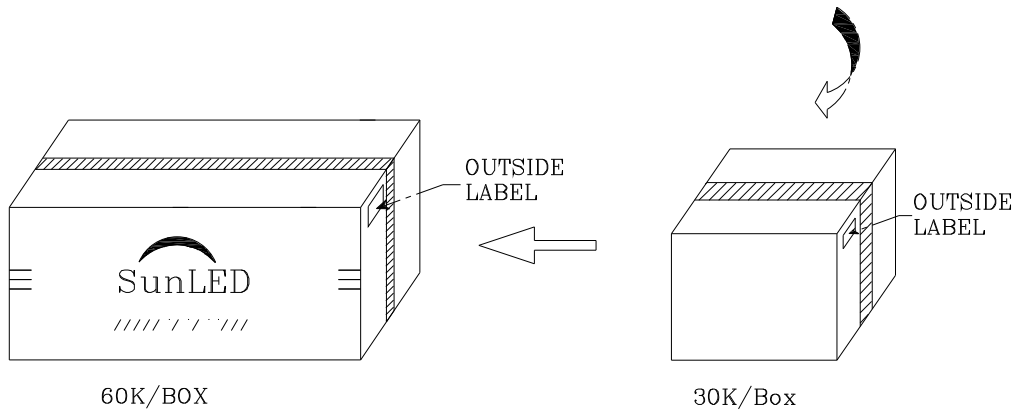
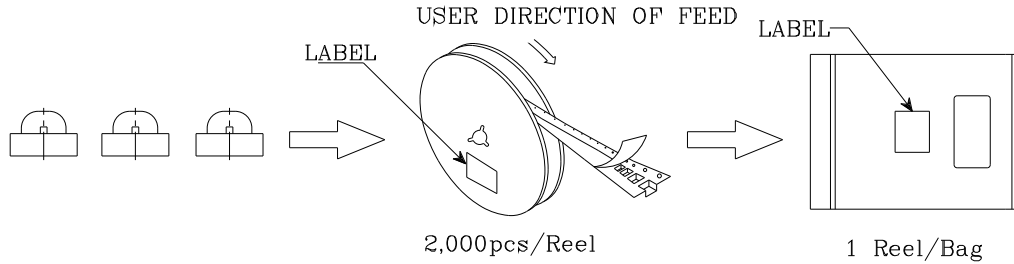
1. Measurement tolerance of the chromaticity coordinates is ±0.01.
2. Luminous intensity/ luminous flux: +/-15%.
3. Forward Voltage: +/-0.1V.


Note: Accuracy may depend on the sorting parameters.



PACKING & LABEL SPECIFICATIONS

XZNSA56F






Q.C. Q C

XX XX XXXX

PASSED

P/NO : XZxx56x	
QTY : 2,000 pcs	CODE: XXX
S/N : XX	
LOT NO :	
 XXXXXXXXXXXXXXXXXXXXXXXXXXXX	
RoHS Compliant	