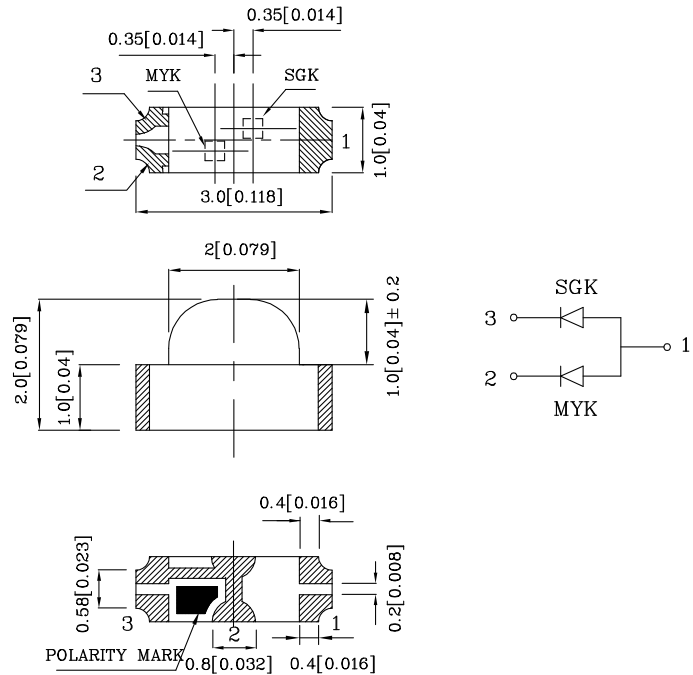


Features

- 3.0mmx1.0mm SMT LED, 2.0mm THICKNESS.
- LOW POWER CONSUMPTION.
- WIDE VIEWING ANGLE.
- IDEAL FOR BACKLIGHT AND INDICATOR.
- VARIOUS COLORS AND LENS TYPES AVAILABLE.
- PACKAGE : 2000PCS / REEL.
- RoHS COMPLIANT.

Notes:

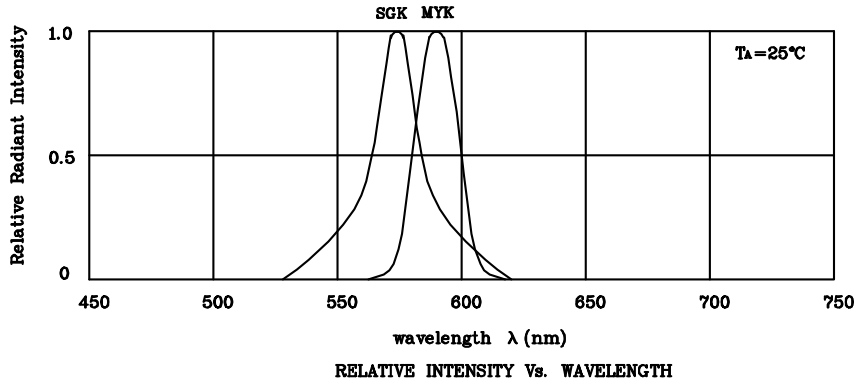
1. All dimensions are in millimeters (inches).
2. Tolerance is $\pm 0.15(0.006")$ unless otherwise noted.



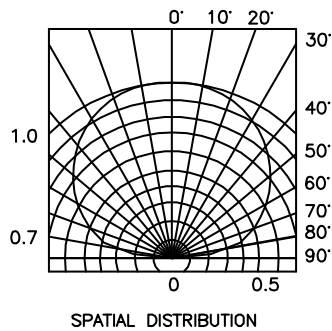
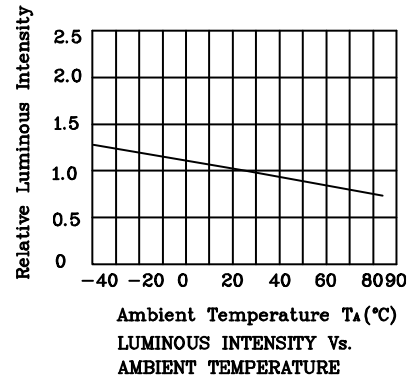
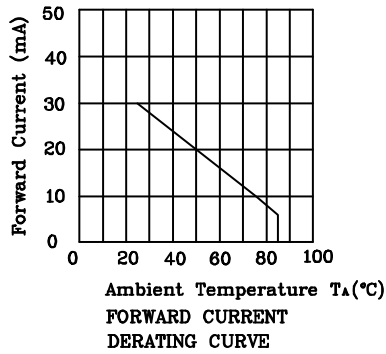
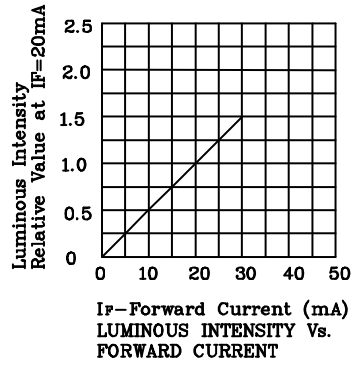
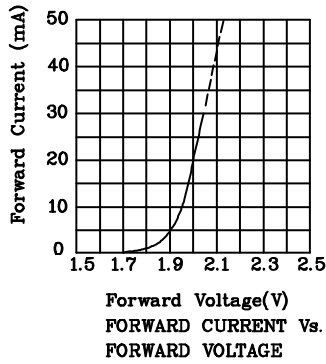
| Absolute Maximum Ratings ($T_A=25^\circ\text{C}$) | | MYK (InGaA IP) | SGK (InGaA IP) | Unit |
|--|-----------|----------------------|----------------------|------|
| Reverse Voltage | V_R | 5 | 5 | V |
| Forward Current | I_F | 30 | 30 | mA |
| Forward Current (peak) 1/10 Duty Cycle 0.1ms Pulse Width | i_{FS} | 175 | 150 | mA |
| Power Dissipation | P_T | 125 | 105 | mW |
| Operating Temperature | T_A | -40 ~ +85 | | °C |
| Storage Temperature | T_{stg} | -40 ~ +85 | | |

| Operating Characteristics ($T_A=25^\circ\text{C}$) | | MYK (InGaA IP) | SGK (InGaAI P) | Unit |
|--|-----------------|----------------------|----------------------|---------------|
| Forward Voltage (typ.) ($I_F=20\text{mA}$) | V_F | 2.0 | 2.1 | V |
| Forward Voltage (max.) ($I_F=20\text{mA}$) | V_F | 2.5 | 2.5 | V |
| Reverse Current ($V_R=5\text{V}$) | I_R | 10 | 10 | μA |
| Wavelength of Peak Emission ($I_F=20\text{mA}$) | λ_P | 590 | 574 | nm |
| Wavelength of Dominant Emission ($I_F=20\text{mA}$) | λ_D | 590 | 570 | nm |
| Spectral Line Full Width At Half-Maximum ($I_F=20\text{mA}$) | $\Delta\lambda$ | 20 | 20 | nm |
| Capacitance ($V_F=0\text{V}$, $f=1\text{MHz}$) | C | 20 | 15 | pF |

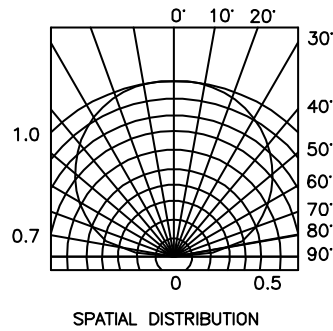
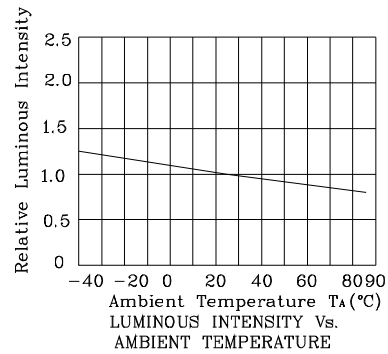
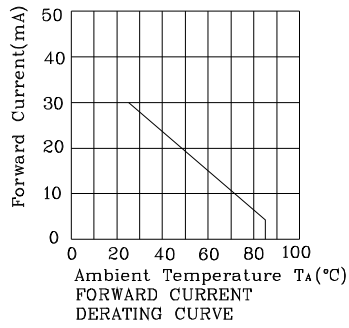
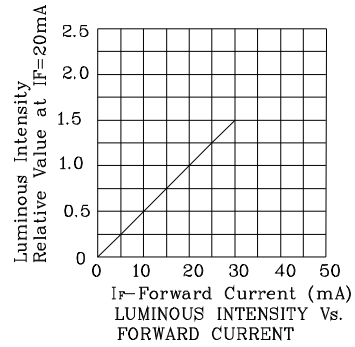
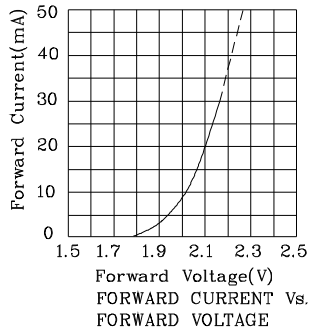
| Part Number | Emitting Color | Emitting Material | Lens-color | Luminous Intensity ($I_F=20\text{mA}$) mcd | | Wavelength nm λ_P | Viewing Angle 2θ 1/2 |
|-------------|----------------|-------------------|-------------|--|------|---------------------------------|--------------------------------|
| | | | | min. | typ. | | |
| XZMYKSGK56W | Yellow | InGaAlP | Water Clear | 36 | 118 | 590 | 140° |
| | Green | InGaAlP | | 18 | 79 | 574 | |



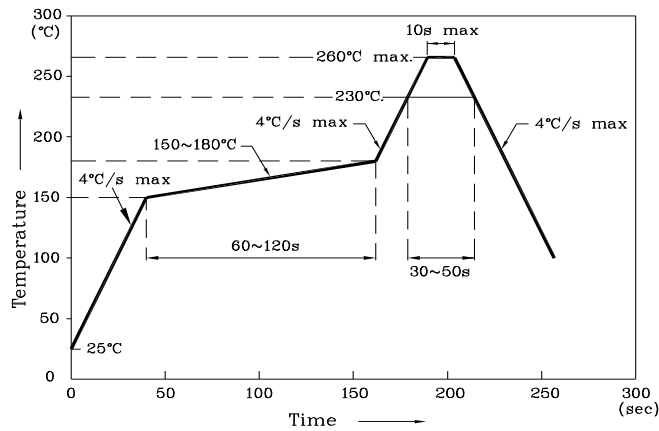
❖ MYK



❖ SGK



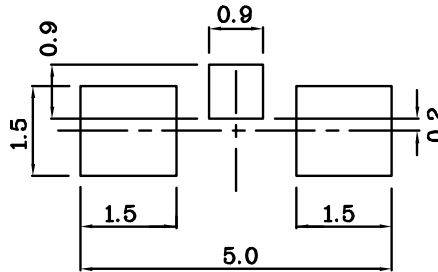
Reflow Soldering Profile For Lead-free SMT Process.



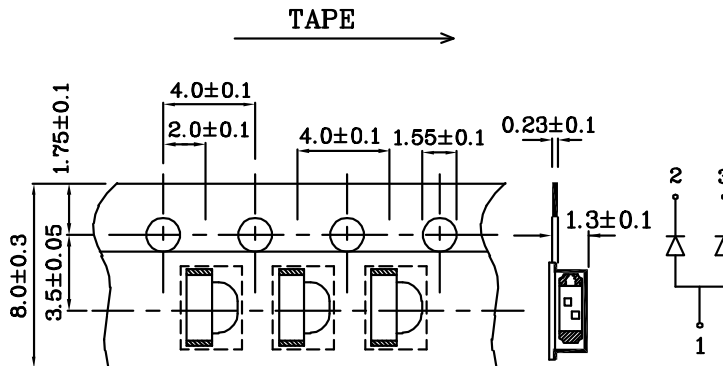
Notes:

1. Maximum soldering temperature should not exceed 260°C.
2. Recommended reflow temperature: 145°C-260°C.
3. Do not put stress to the epoxy resin during high temperatures conditions.

❖ Recommended Soldering Pattern (Units : mm; Tolerance: ± 0.1)



❖ Tape Specification (Units : mm)



Remarks:

If special sorting is required (e.g. binning based on forward voltage, luminous intensity, or wavelength), the typical accuracy of the sorting process is as follows:

1. Wavelength: +/-1nm
2. Luminous Intensity: +/-15%
3. Forward Voltage: +/-0.1V

Note: Accuracy may depend on the sorting parameters.