

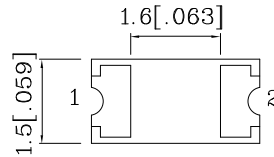
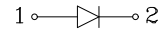
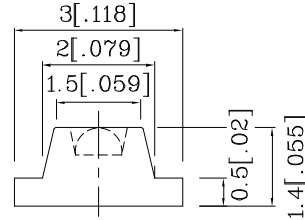
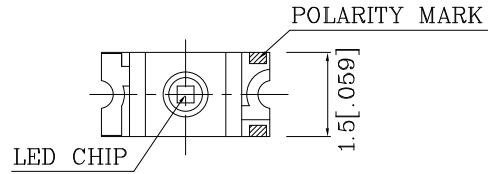
**Features**

- 3.0mmx1.5mm SMT LED, 1.4mm THICKNESS.
- LOW POWER CONSUMPTION.
- WIDE VIEWING ANGLE.
- IDEAL FOR BACKLIGHT AND INDICATOR.
- VARIOUS COLORS AND LENS TYPES AVAILABLE.
- PACKAGE : 2000PCS / REEL.
- MOISTURE SENSITIVITY LEVEL : LEVEL 3.
- RoHS COMPLIANT.



Notes:

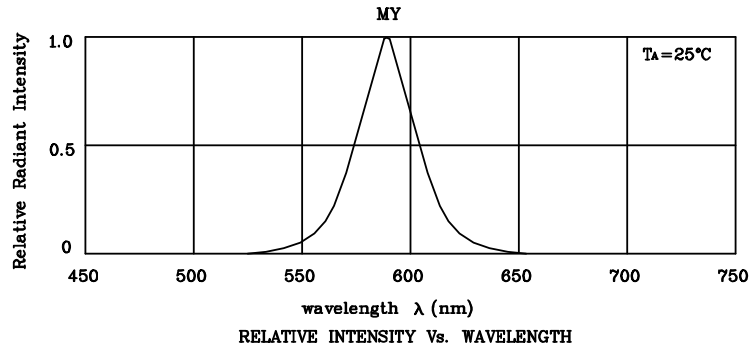
1. All dimensions are in millimeters (inches).
2. Tolerance is  $\pm 0.20(0.008")$  unless otherwise noted.
3. Specifications are subject to change without notice.



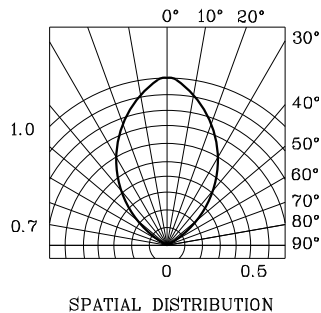
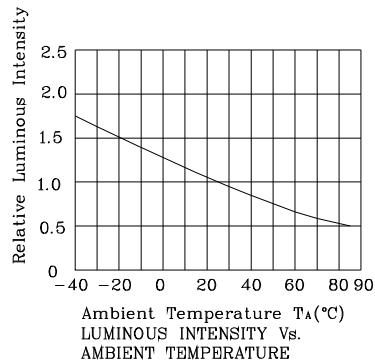
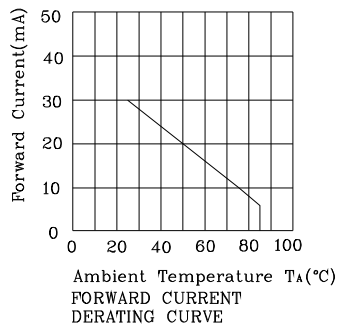
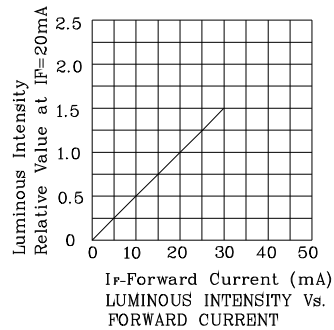
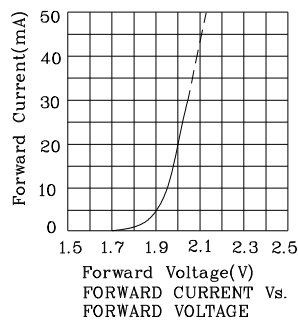
| Absolute Maximum Ratings<br>(TA=25°C)                          |      | MY<br>(InGaAlP) | Unit |
|--|------|-----------------|------|
| Reverse Voltage  | VR   | 5               | V    |
| Forward Current  | IF   | 30              | mA   |
| Forward Current (Peak)<br>1/10 Duty Cycle<br>0.1ms Pulse Width | iFS  | 150             | mA   |
| Power Dissipation  | PT   | 75              | mW   |
| Operating Temperature  | TA   | -40 ~ +85       | °C   |
| Storage Temperature  | Tstg | -40 ~ +85       |      |

| Operating Characteristics<br>(TA=25°C)                          |                 | MY<br>(InGaAlP) | Unit |
|---|-----------------|-----------------|------|
| Forward Voltage (Typ.)<br>(IF=20mA)                             | VF              | 2.0             | V    |
| Forward Voltage (Max.)<br>(IF=20mA)                             | VF              | 2.5             | V    |
| Reverse Current (Max.)<br>(VR=5V)                               | IR              | 10              | uA   |
| Wavelength of Peak<br>Emission (Typ.)<br>(IF=20mA)              | $\lambda P$     | 590             | nm   |
| Wavelength of Dominant<br>Emission (Typ.)<br>(IF=20mA)          | $\lambda D$     | 588             | nm   |
| Spectral Line Full Width<br>At Half-Maximum (Typ.)<br>(IF=20mA) | $\Delta\lambda$ | 28              | nm   |
| Capacitance (Typ.)<br>(VF=0V, f=1MHz)                           | C               | 25              | pF   |

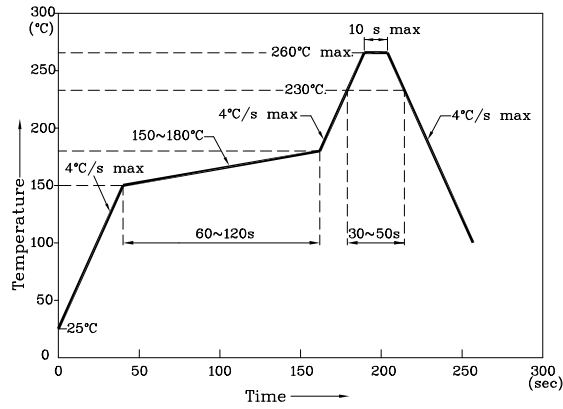
| Part<br>Number | Emitting<br>Color | Emitting<br>Material | Lens-color  | Luminous<br>Intensity<br>(IF=20mA)<br>med |      | Wavelength<br>nm<br>$\lambda P$ | Viewing<br>Angle<br>2 $\theta$ 1/2 |
|----------------|-------------------|----------------------|-------------|---|------|---------------------------------|------------------------------------|
|                |                   |                      |             | min.                                      | typ. |                                 |                                    |
| XZMY60W        | Yellow            | InGaAlP              | Water Clear | 50  | 198  | 590                             | 70°                                |



❖ MY



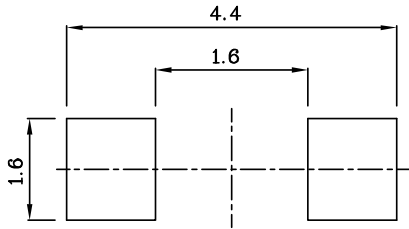
Reflow Soldering Profile For Lead-free SMT Process.



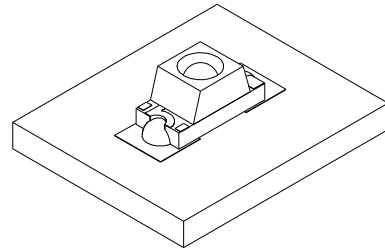
NOTES:

1. Maximum soldering temperature should not exceed 260°C.
2. Recommended reflow temperature: 145°C-260°C.
3. Do not put stress to the epoxy resin during high temperatures conditions.

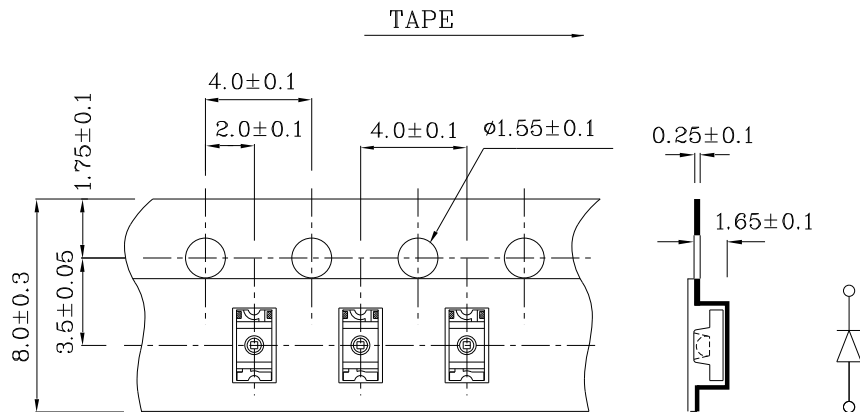
❖ Recommended Soldering Pattern  
(Units : mm; Tolerance: ± 0.1)



❖ The device has a single mounting surface. The device must be mounted according to the specifications.



❖ Tape Specification (Units : mm)



Remarks:

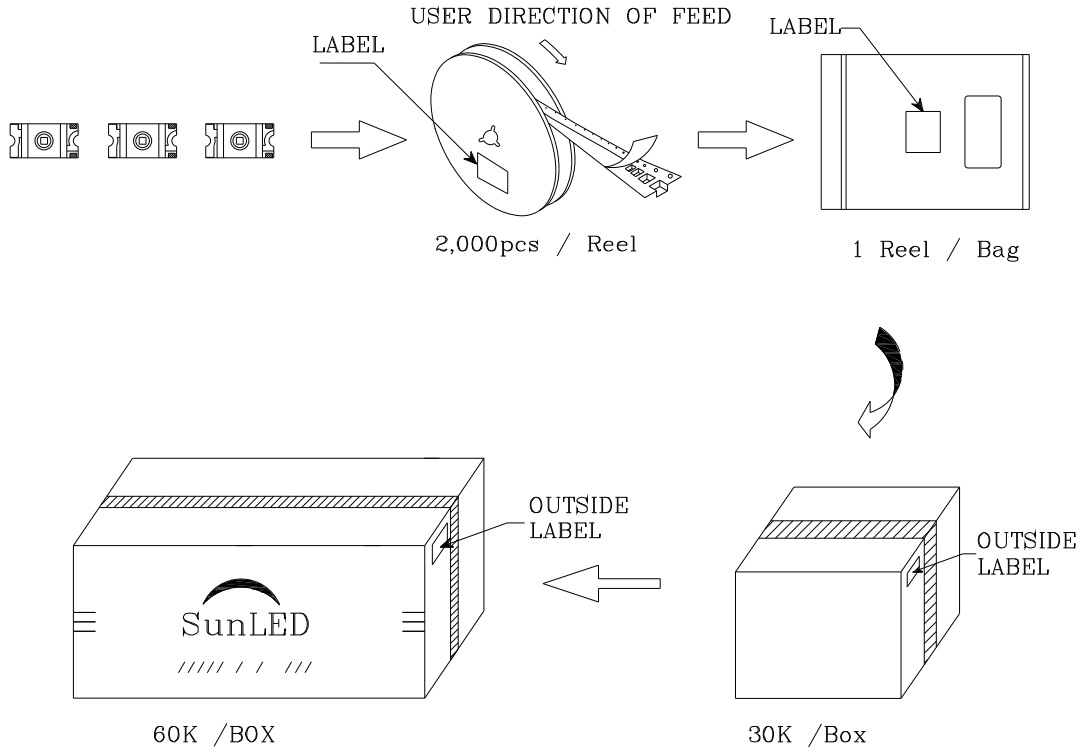

If special sorting is required (e.g. binning based on forward voltage, Luminous intensity / luminous flux, or wavelength), the typical accuracy of the sorting process is as follows:

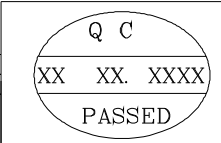


1. Wavelength: +/-1nm
2. Luminous intensity / luminous flux: +/-15%
3. Forward Voltage: +/-0.1V

Note: Accuracy may depend on the sorting parameters.

**PACKING & LABEL SPECIFICATIONS**

**XZMY60W**

|  |  |
|--|--|
|                              |  |
| P/NO : XZxx60x   |  |
| QTY : 2,000 pcs  | CODE: XXX  |
| S/N : XX   |  |
| LOT NO:  |  |
| <br>xxxxxxxxxxxxxxxxxxxxxxxx |  |
| RoHS Compliant   |  |