

### Features

- 0.56 INCH DIGIT HEIGHT.
- LOW CURRENT OPERATION.
- EXCELLENT CHARACTER APPEARANCE.
- I.C. COMPATIBLE.
- MECHANICALLY RUGGED.
- GRAY FACE, WHITE SEGMENT.
- PACKAGE : 400PCS / REEL.
- RoHS COMPLIANT.

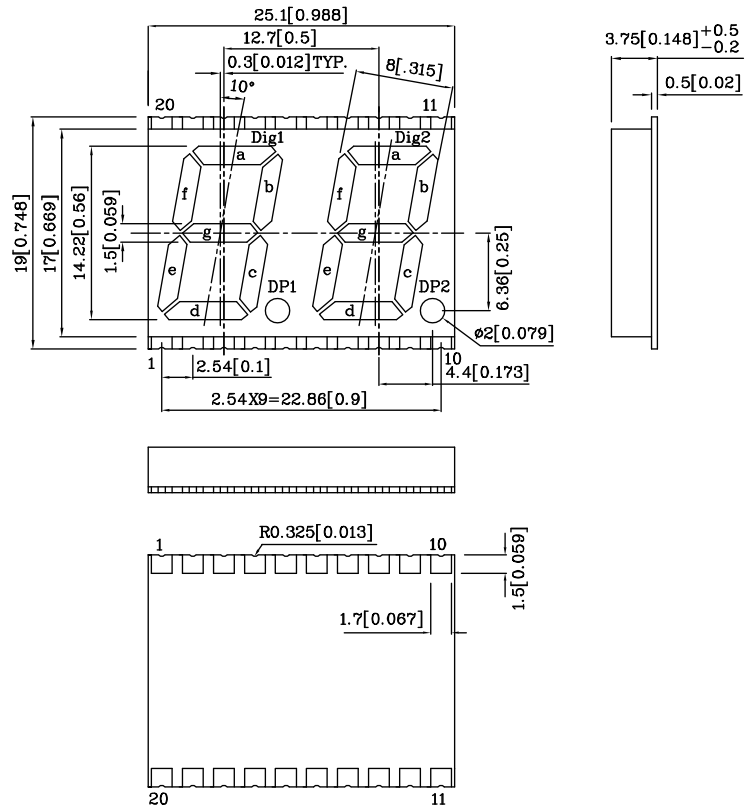


Fig.1: 3,18

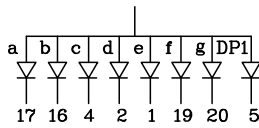
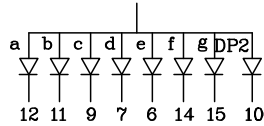


Fig.2: 13,8



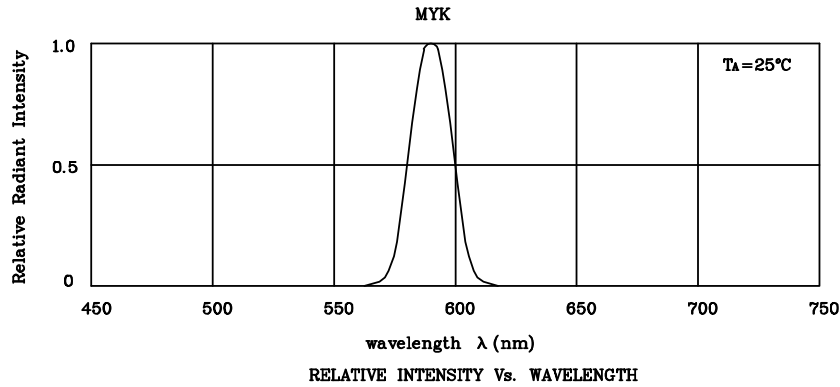
Notes:

1. All dimensions are in millimeters (inches).
2. Tolerance is  $\pm 0.25(0.01)$  unless otherwise noted.

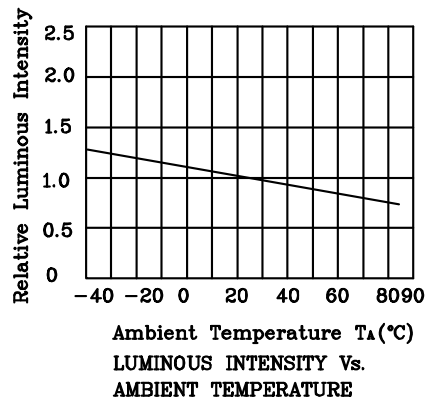
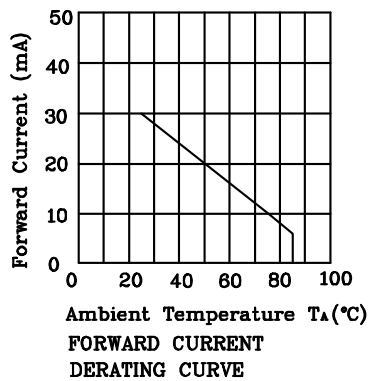
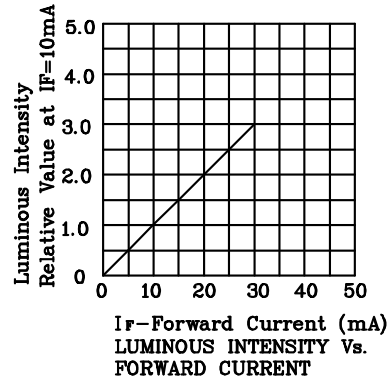
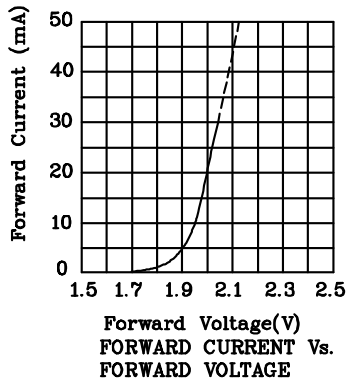
| Absolute maximum ratings<br>(TA=25°C)                          |                  | MYK<br>(InGaAlP) | Unit |
|--|------------------|------------------|------|
| Reverse Voltage  | V <sub>R</sub>   | 5                | V    |
| Forward Current  | I <sub>F</sub>   | 30               | mA   |
| Forward Current (Peak)<br>1/10 Duty Cycle<br>0.1ms Pulse Width | i <sub>FS</sub>  | 175              | mA   |
| Power Dissipation  | P <sub>T</sub>   | 125              | mW   |
| Operating Temperature  | T <sub>A</sub>   | -40 ~ +85        | °C   |
| Storage Temperature  | T <sub>stg</sub> | -40 ~ +85        |      |

| Operating Characteristics<br>(TA=25°C)                                |                | MYK<br>(InGaAlP) | Unit |
|---|----------------|------------------|------|
| Forward Voltage (Typ.)<br>(I <sub>F</sub> =10mA)                      | V <sub>F</sub> | 1.95             | V    |
| Forward Voltage (Max.)<br>(I <sub>F</sub> =10mA)                      | V <sub>F</sub> | 2.5              | V    |
| Reverse Current<br>(V <sub>R</sub> =5V)                               | I <sub>R</sub> | 10               | uA   |
| Wavelength of Peak<br>Emission<br>(I <sub>F</sub> =10mA)              | λ <sub>p</sub> | 590              | nm   |
| Wavelength of Dominant<br>Emission<br>(I <sub>F</sub> =10mA)          | λ <sub>D</sub> | 590              | nm   |
| Spectral Line Full Width<br>At Half-Maximum<br>(I <sub>F</sub> =10mA) | Δλ             | 20               | nm   |
| Capacitance<br>(V <sub>F</sub> =0V, f=1MHz)                           | C              | 20               | pF   |

| Part Number | Emitting Color | Emitting Material | Luminous Intensity<br>(I <sub>F</sub> =10mA)<br>ucd |       | Wavelength<br>nm<br>λ <sub>P</sub> | Description                   |
|-------------|----------------|-------------------|---|-------|------------------------------------|-------------------------------|
|             |                |                   | min.  | typ.  |                                    |                               |
| XZDMYK14A2  | Yellow         | InGaAlP           | 12000   | 42090 | 590                                | Common Anode.Rt. Hand Decimal |



❖ MYK



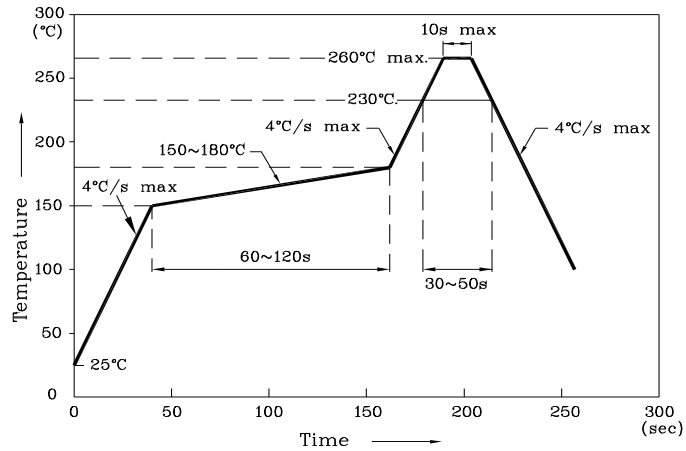
Remarks:

If special sorting is required (e.g. binning based on forward voltage, luminous intensity, or wavelength), the typical accuracy of the sorting process is as follows:

1. Wavelength: +/-1nm
2. Luminous Intensity: +/-15%
3. Forward Voltage: +/-0.1V

Note: Accuracy may depend on the sorting parameters.

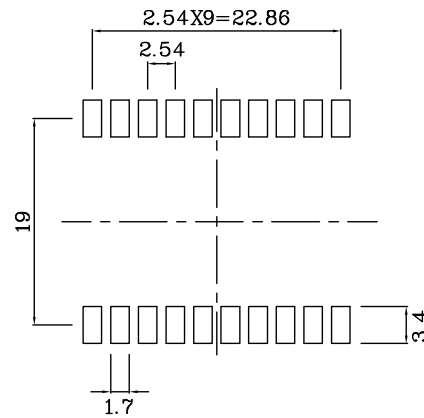
Reflow Soldering Profile For Lead-free SMT Process.



Notes:

1. Maximum soldering temperature should not exceed 260°C.
2. Recommended reflow temperature: 145°C-260°C.
3. Do not put stress to the epoxy resin during high temperatures conditions.

❖ Recommended Soldering Pattern (Units : mm;Tolerance:± 0.15)



❖ Tape Specification (Units : mm)

