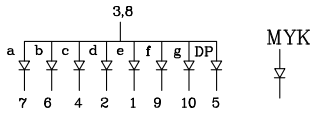


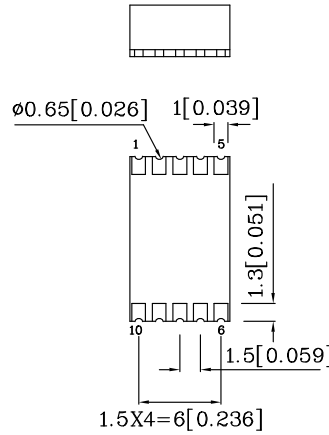
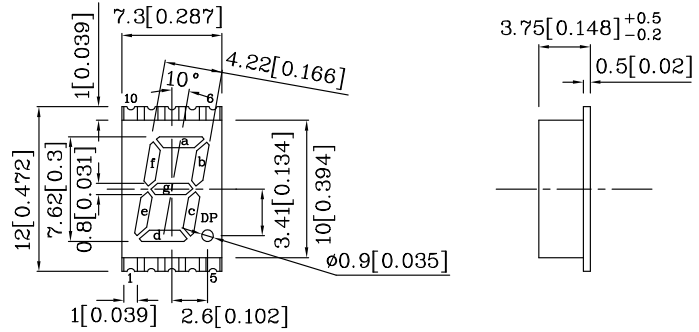
Features

- 0.3NCH DIGIT HEIGHT.
- LOW CURRENT OPERATION.
- EXCELLENT CHARACTER APPEARANCE.
- I.C. COMPATIBLE.
- MECHANICALLY RUGGED.
- GRAY FACE, WHITE SEGMENT.
- PACKAGE : 1100PCS / REEL.
- RoHS COMPLIANT.



Notes:

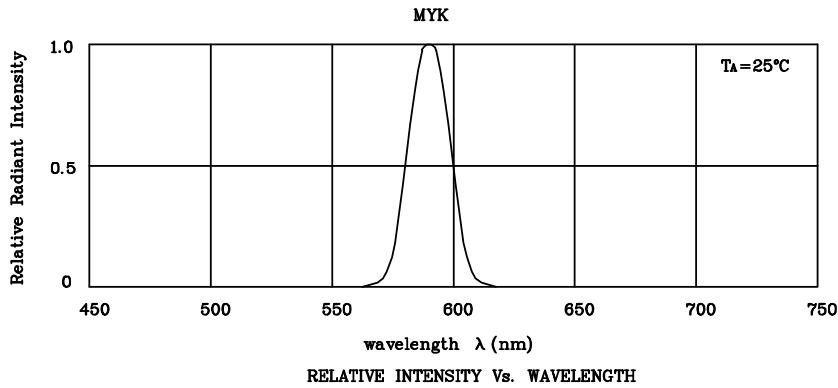
1. All dimensions are in millimeters (inches).
2. Tolerance is $\pm 0.25(0.01")$ unless otherwise noted.



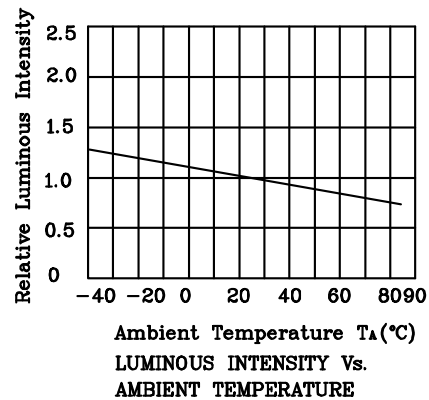
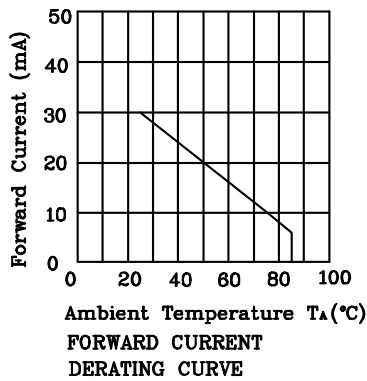
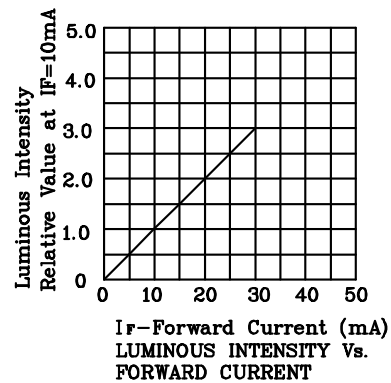
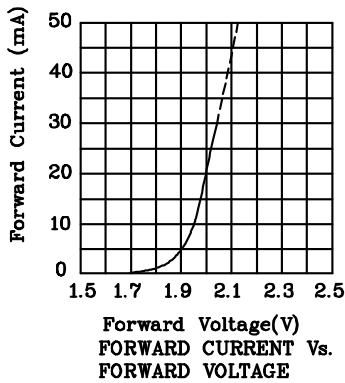
| Absolute Maximum Ratings (TA=25°C) | | MYK (InGaAlP) | Unit |
|----------------------------------------------------------------|------|------------------|------|
| Reverse Voltage | VR | 5 | V |
| Forward Current | IF | 30 | mA |
| Forward Current (Peak) 1/10 Duty Cycle 0.1ms Pulse Width | iFS | 175 | mA |
| Power Dissipation | PT | 125 | mW |
| Operating Temperature | TA | -40 ~ +85 | °C |
| Storage Temperature | Tstg | -40 ~ +85 | |

| Operating Characteristics (TA=25°C) | | MYK (InGaAlP) | Unit |
|----------------------------------------------------------|-----|------------------|------|
| Forward Voltage (Typ.) (IF=10mA) | VF | 1.95 | V |
| Forward Voltage (Max.) (IF=10mA) | VF | 2.5 | V |
| Reverse Current (VR=5V) | IR | 10 | uA |
| Wavelength of Peak Emission (IF=10mA) | λ P | 590 | nm |
| Wavelength of Dominant Emission (IF=10mA) | λ D | 590 | nm |
| Spectral Line Full Width At Half-Maximum (IF=10mA) | Δλ | 20 | nm |
| Capacitance (VF=0V, f=1MHz) | C | 20 | pF |

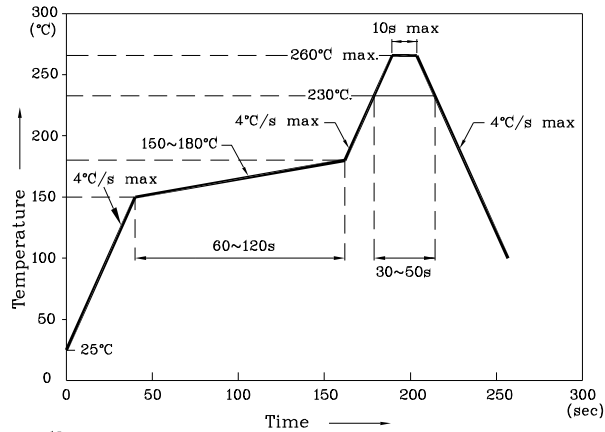
| Part Number | Emitting Color | Emitting Material | Luminous Intensity (IF=10mA) ucd | | Wavelength nm λ P | Description |
|-------------|----------------|-------------------|----------------------------------------|-------|-------------------------|-------------------------------|
| | | | min. | typ. | | |
| XZDMYK07A | Yellow | InGaAlP | 8000 | 35390 | 590 | Common Anode.Rt. Hand Decimal |



❖ MYK



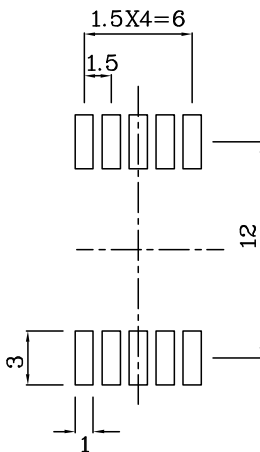
Reflow Soldering Profile For Lead-free SMT Process.



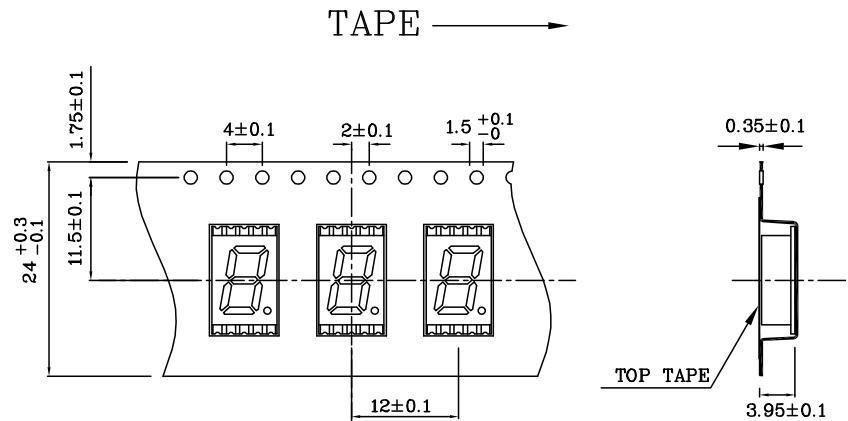
Notes:

1. Maximum soldering temperature should not exceed 260°C.
2. Recommended reflow temperature: 145°C-260°C.
3. Do not put stress to the epoxy resin during high temperatures conditions.

❖ Recommended Soldering Pattern
(Units : mm;Tolerance:± 0.15)



❖ Tape Specification (Units : mm)



Remarks:

If special sorting is required (e.g. binning based on forward voltage, luminous intensity, or wavelength), the typical accuracy of the sorting process is as follows:

1. Wavelength: +/-1nm
2. Luminous Intensity: +/-15%
3. Forward Voltage: +/-0.1V

Note: Accuracy may depend on the sorting parameters.