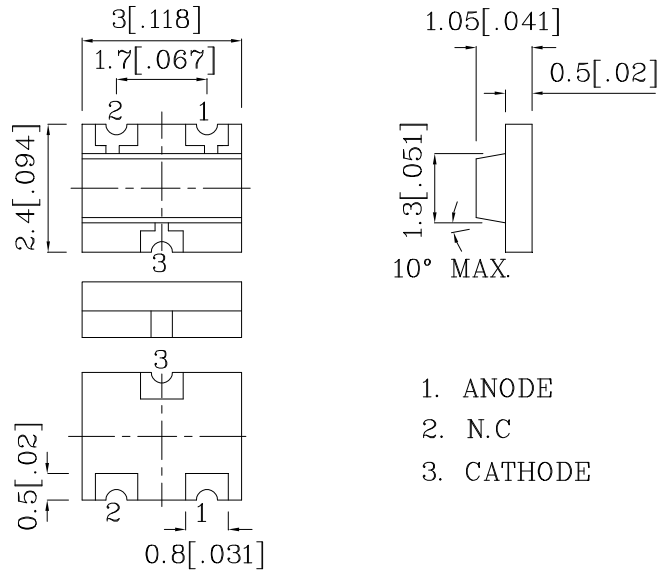


Features

- 3mm x 2.4mm SMT LED, 1.05mm THICKNESS.
- LOW POWER CONSUMPTION.
- WIDE VIEWING ANGLE.
- IDEAL FOR BACKLIGHT AND INDICATOR.
- VARIOUS COLORS AND LENS TYPES AVAILABLE.
- PACKAGE : 2000PCS / REEL.
- RoHS COMPLIANT.



ATTENTION
OBSERVE PRECAUTIONS
FOR HANDLING
ELECTROSTATIC
DISCHARGE
SENSITIVE
DEVICES



1. ANODE
2. N.C
3. CATHODE

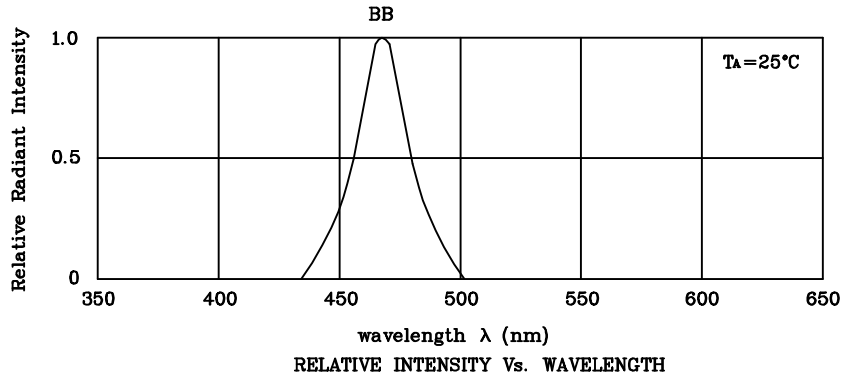
Notes:

1. All dimensions are in millimeters (inches).
2. Tolerance is $\pm 0.2(0.008)$ " unless otherwise noted.

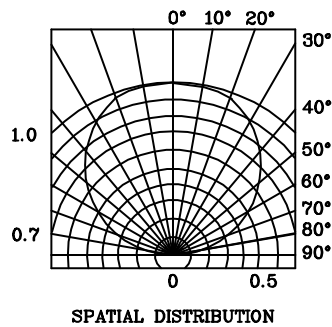
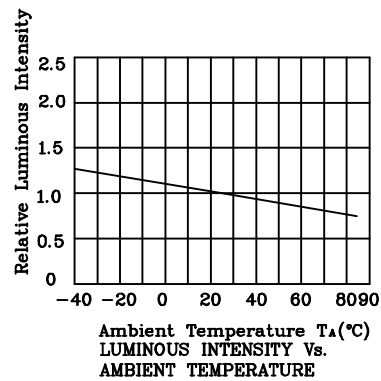
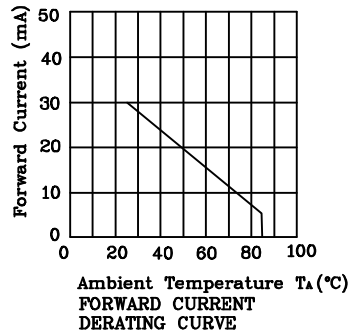
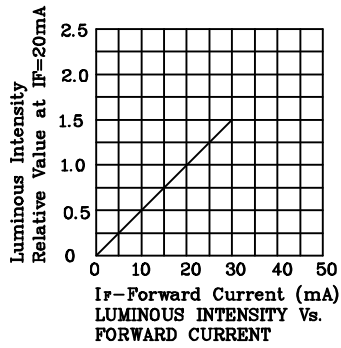
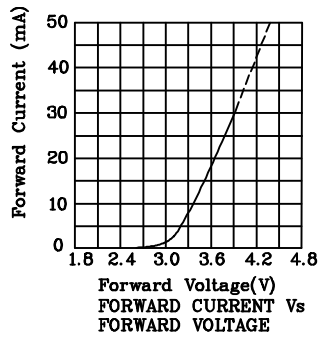
| Absolute maximum ratings (TA=25°C) | | BB (InGaN) | Unit |
|--|------------------|---------------|------|
| Reverse Voltage | V _R | 5 | V |
| Forward Current | I _F | 30 | mA |
| Forward Current (Peak) 1/10 Duty Cycle 0.1ms Pulse Width | i _{FS} | 160 | mA |
| Power Dissipation | P _T | 102 | mW |
| Operating Temperature | T _A | -40 ~ +85 | °C |
| Storage Temperature | T _{stg} | -40 ~ +85 | |

| Operating Characteristics (TA=25°C) | | BB (InGaN) | Unit |
|---|----------------|---------------|------|
| Forward Voltage (Typ.) (I _F =20mA) | V _F | 3.65 | V |
| Forward Voltage (Max.) (I _F =20mA) | V _F | 4.2 | V |
| Reverse Current (V _R =5V) | I _R | 10 | uA |
| Wavelength of Peak Emission (I _F =20mA) | λ _p | 468 | nm |
| Wavelength of Dominant Emission (I _F =20mA) | λ _D | 470 | nm |
| Spectral Line Full Width At Half-Maximum (I _F =20mA) | Δλ | 25 | nm |
| Capacitance (V _F =0V, f=1MHz) | C | 65 | pF |

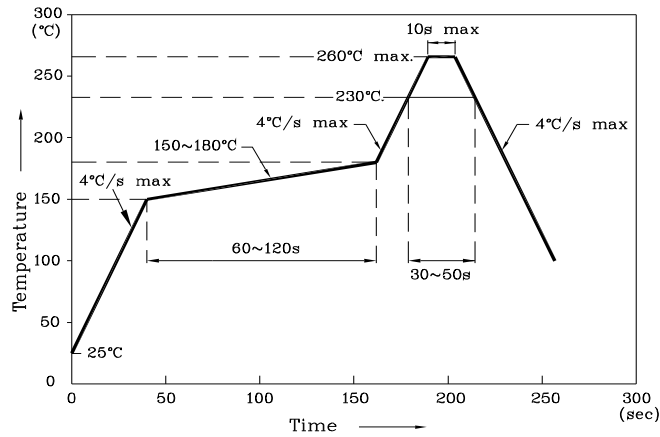
| Part Number | Emitting Color | Emitting Material | Lens-color | Luminous Intensity (I _F =20mA) mcd | | Wavelength nm λ P | Viewing Angle 2 θ 1/2 |
|-------------|----------------|-------------------|-------------|---|------|-------------------------|--------------------------|
| | | | | min. | typ. | | |
| XZBB85WA | Blue | InGaN | Water Clear | 18 | 44 | 468 | 120° |



❖ BB



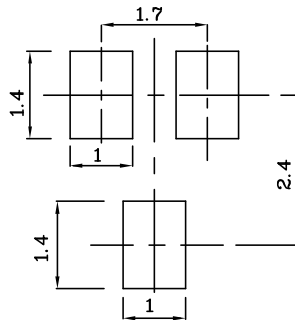
Reflow Soldering Profile For Lead-free SMT Process.



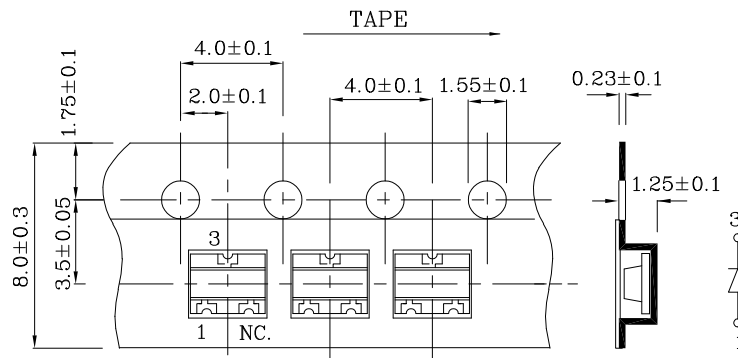
Notes:

1. Maximum soldering temperature should not exceed 260°C.
2. Recommended reflow temperature: 145°C-260°C.
3. Do not put stress to the epoxy resin during high temperatures conditions.

❖ Recommended Soldering Pattern (Units: mm ; Tolerance: ± 0.1)



❖ Tape Specification (Units : mm)



Remarks:

If special sorting is required (e.g. binning based on forward voltage, luminous intensity, or wavelength), the typical accuracy of the sorting process is as follows:

1. Wavelength: +/-1nm
2. Luminous Intensity: +/-15%
3. Forward Voltage: +/-0.1V

Note: Accuracy may depend on the sorting parameters.