

Features

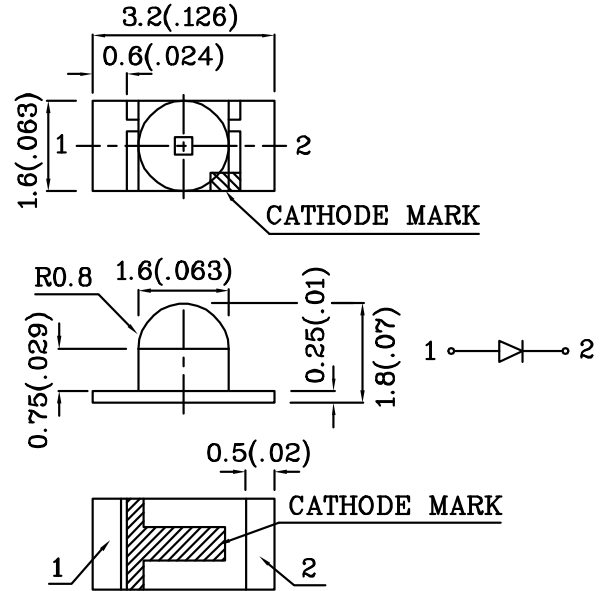
- 3.2mmx1.6mm SMT LED,1.8mm THICKNESS.
- LOW POWER CONSUMPTION.
- WIDE VIEWING ANGLE.
- IDEAL FOR BACKLIGHT AND INDICATOR.
- PACKAGE : 2000PCS / REEL.
- ELECTROSTATIC DISCHARGE CLASSIFICATION CLASS 1/HBM(MIL-STD-883METHOD3015.7).
- RoHS COMPLIANT.



ATTENTION
OBSERVE PRECAUTIONS
FOR HANDLING
ELECTROSTATIC
DISCHARGE
SENSITIVE
DEVICES

Notes:

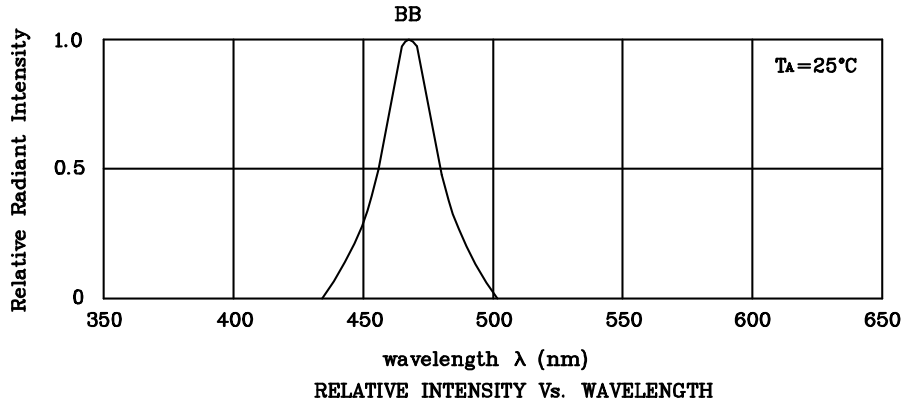
1. All dimensions are in millimeters (inches).
2. Tolerance is $\pm 0.2(0.008)$ " unless otherwise noted.



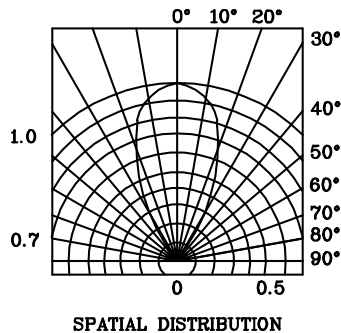
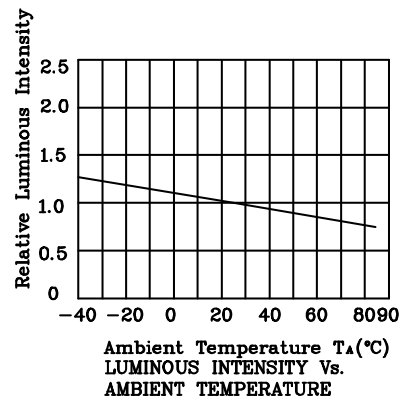
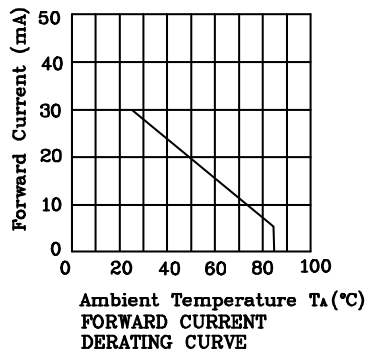
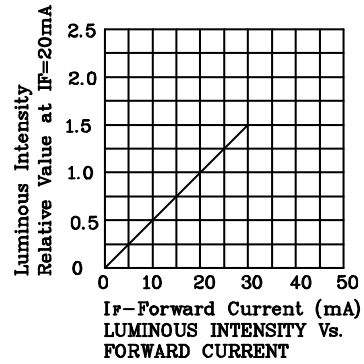
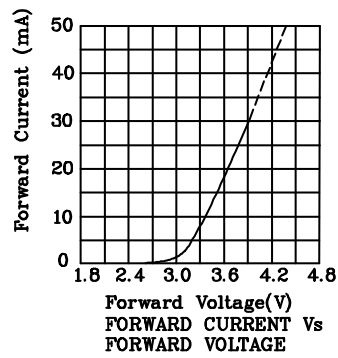
| Absolute maximum ratings (TA=25°C) | | BB (InGaN) | Unit |
|--|------|---------------|------|
| Reverse Voltage | VR | 5 | V |
| Forward Current | IF | 30 | mA |
| Forward Current (Peak) 1/10 Duty Cycle 0.1ms Pulse Width | iFS | 160 | mA |
| Power Dissipation | PT | 102 | mW |
| Operating Temperature | TA | -40 ~ +85 | °C |
| Storage Temperature | Tstg | -40 ~ +85 | |

| Operating Characteristics (TA=25°C) | | BB (InGaN) | Unit |
|--|-----------------|---------------|------|
| Forward Voltage (Typ.) (IF=20mA) | VF | 3.65 | V |
| Forward Voltage (Max.) (IF=20mA) | VF | 4.2 | V |
| Reverse Current (VR=5V) | IR | 10 | uA |
| Wavelength of Peak Emission (IF=20mA) | λP | 468 | nm |
| Wavelength of Dominant Emission (IF=20mA) | λD | 470 | nm |
| Spectral Line Full Width At Half-Maximum (IF=20mA) | $\Delta\lambda$ | 25 | nm |
| Capacitance (VF=0V, f=1MHz) | C | 65 | pF |

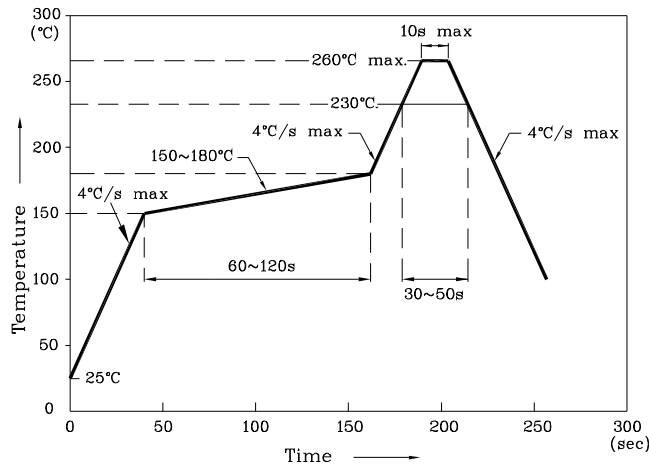
| Part Number | Emitting Color | Emitting Material | Lens-color | Luminous Intensity (IF=20mA) mcd | | Wavelength nm λP | Viewing Angle 2 θ 1/2 |
|-------------|----------------|-------------------|-------------|--|------|---------------------------------|---------------------------------|
| | | | | min. | typ. | | |
| XZBB55W-3 | Blue | InGaN | Water Clear | 70 | 218 | 468 | 50° |



◆ BB



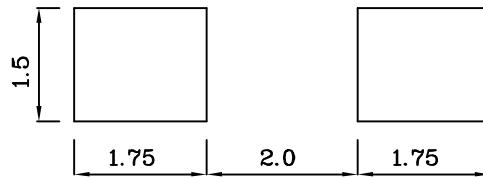
Reflow Soldering Profile For Lead-free SMT Process.



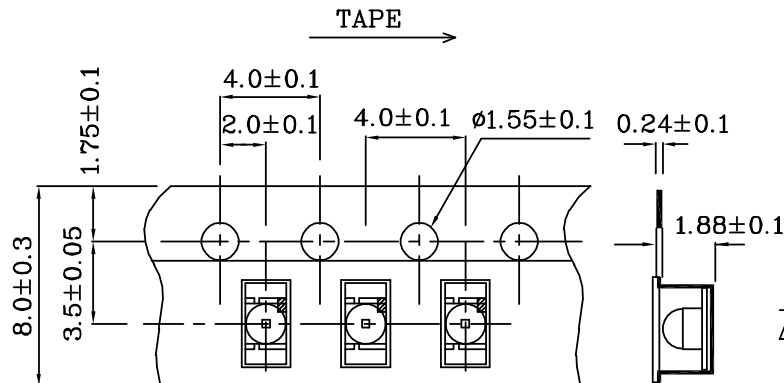
Notes:

1. Maximum soldering temperature should not exceed 260°C.
2. Recommended reflow temperature: 145°C-260°C.
3. Do not put stress to the epoxy resin during high temperatures conditions.

❖ Recommended Soldering Pattern (Units : mm;Tolerance: ± 0.1)



❖ Tape Specification (Units : mm)



Remarks:

If special sorting is required (e.g. binning based on forward voltage, luminous intensity, or wavelength), the typical accuracy of the sorting process is as follows:

1. Wavelength: +/-1nm
2. Luminous Intensity: +/-15%
3. Forward Voltage: +/-0.1V

Note: Accuracy may depend on the sorting parameters.