SunLED
www.SunLED.com

**Part Number:** **XZAMDK10C2**

SURFACE MOUNT DISPLAY

## Features

- 0.4 INCH CHARACTER HEIGHT.
- LOW CURRENT OPERATION.
- HIGH CONTRAST AND LIGHT OUTPUT.
- EASY MOUNTING ON P.C. BOARDS OR SOCKETS.
- CATEGORIZED FOR LUMINOUS INTENSITY.
- MECHANICALLY RUGGED.
- GRAY FACE, WHITE SEGMENT.
- PACKAGE :500PCS / REEL.
- RoHS COMPLIANT.

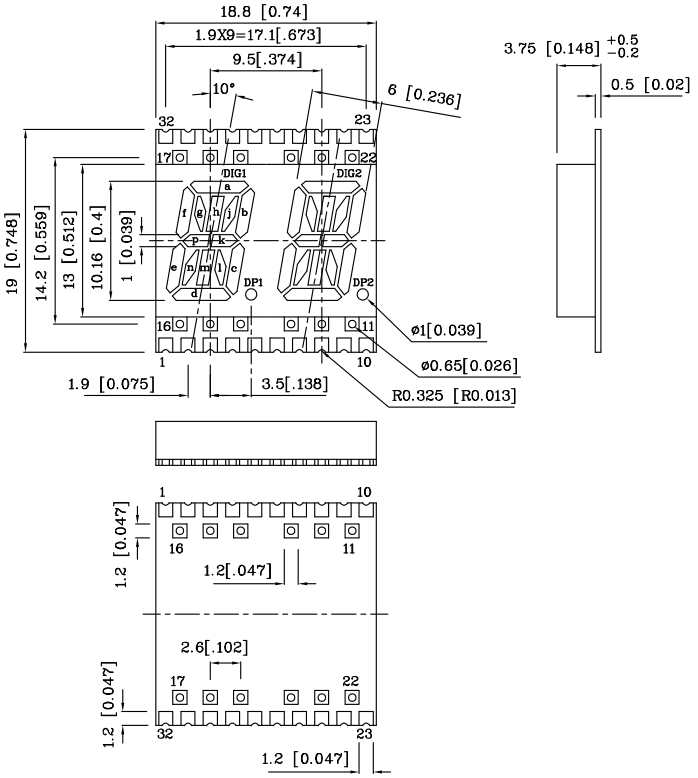


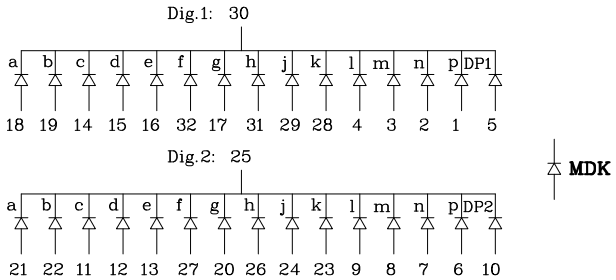


Notes:

1. All dimensions are in millimeters (inches).
2. Tolerance is ± 0.25(0.01") unless otherwise noted.

| **Absolute maximum ratings ($T_A$=25°C)** | | **MDK (InGaAlP)** | **Unit** |
|---|---|---|---|
| Reverse Voltage | $V_R$ | 5 | V |
| Forward Current | $I_F$ | 30 | mA |
| Forward Current (Peak) 1/10 Duty Cycle 0.1ms Pulse Width | $i_{FS}$ | 185 | mA |
| Power Dissipation | $P_T$ | 75 | mW |
| Operating Temperature | $T_A$ | -40 ~ +85 | °C |
| Storage Temperature | Tstg | -40 ~ +85 | |

| **Operating Characteristics (TA=25°C)** | | **MDK (InGaAlP)** | **Unit** |
|---|---|---|---|
| Forward Voltage (Typ.) ($I_F$=10mA) | $V_F$ | 1.85 | V |
| Forward Voltage (Max.) ($I_F$=10mA) | $V_F$ | 2.5 | V |
| Reverse Current ($V_R$=5V) | $I_R$ | 10 | uA |
| Wavelength of Peak Emission ($I_F$=10mA) | λ P | 650 | nm |
| Wavelength of Dominant Emission ($I_F$=10mA) | λ D | 635 | nm |
| Spectral Line Full Width At Half-Maximum ($I_F$=10mA) | Δλ | 28 | nm |
| Capacitance ($V_F$=0V, f=1MHz) | C | 35 | pF |

| Part Number | Emitting Color | Emitting Material | Luminous Intensity (IF=10mA) ucd min. | Luminous Intensity (IF=10mA) ucd typ. | Wavelength nm λ P | Description |
|---|---|---|---|---|---|---|
| XZAMDK10C2 | Red | InGaAlP | 4700 | 22790 | 650 | Common Cathode, Rt. Hand Decimal |

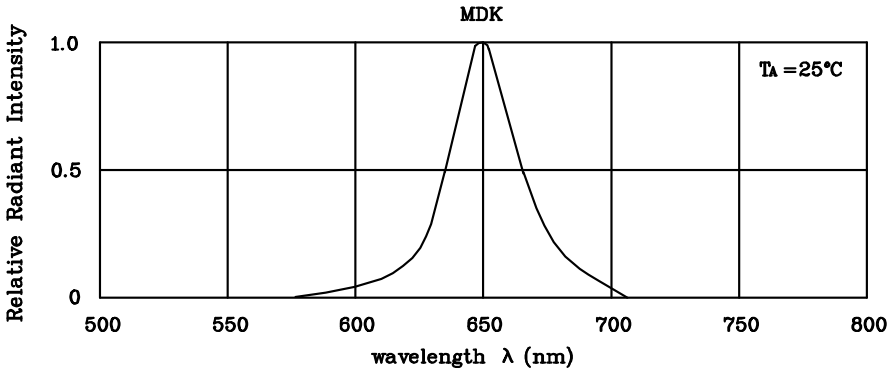

RELATIVE INTENSITY Vs. WAVELENGTH

## ❖ MDK

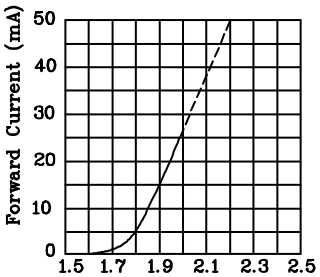

FORWARD CURRENT Vs.
FORWARD VOLTAGE

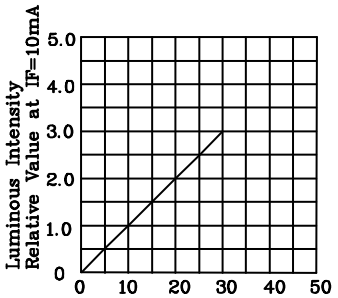

LUMINOUS INTENSITY Vs.
FORWARD CURRENT

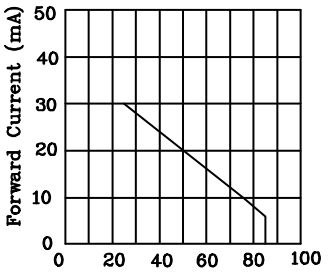

FORWARD CURRENT
DERATING CURVE

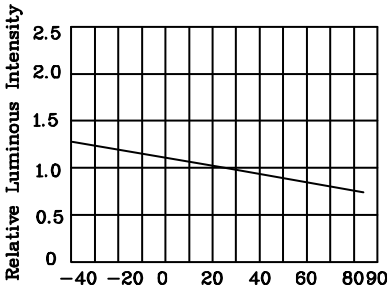

LUMINOUS INTENSITY Vs.
AMBIENT TEMPERATURE

Remarks:
If special sorting is required (e.g. binning based on forward voltage, luminous intensity or wavelength),
the typical accuracy of the sorting process is as follows:
1. Wavelength: +/-1nm
2. Luminous Intensity: +/-15%
3. Forward Voltage: +/-0.1V
Note: Accuracy may depend on the sorting parameters.

Reflow Soldering Profile For Lead-free SMT Process.

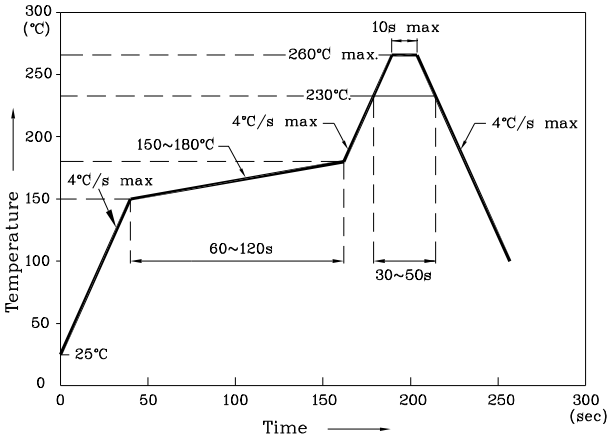


Notes:
1. Maximum soldering temperature should not exceed 260℃.
2. Recommended reflow temperature: 145℃-260℃.
3. Do not put stress to the epoxy resin during high temperatures conditions.

## ❖ Recommended Soldering Pattern (Units : mm;Tolerance: ± 0.15)

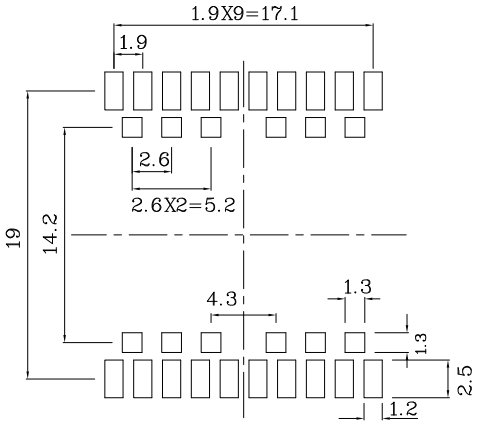

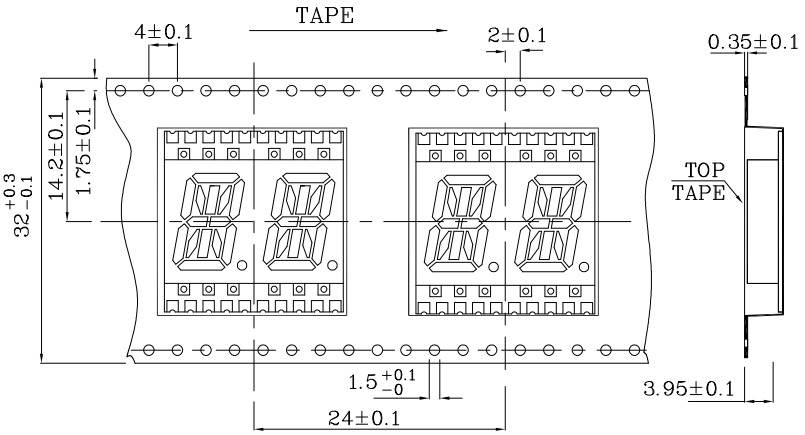
## ❖ Tape Specification (Units : mm)