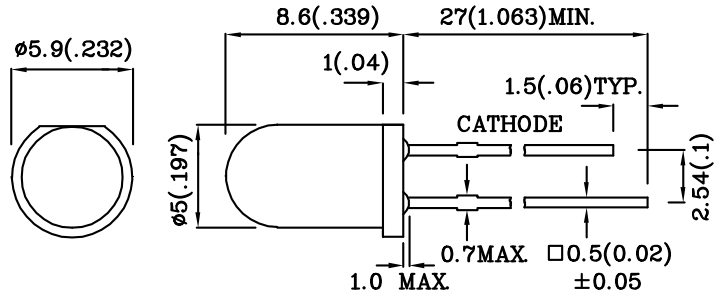


### Features

- MECHANICALLY AND SPECTRALLY MATCHED TO THE PHOTOTRANSISTOR.
- BLUE TRANSPARENT LENS.
- RoHS COMPLIANT.



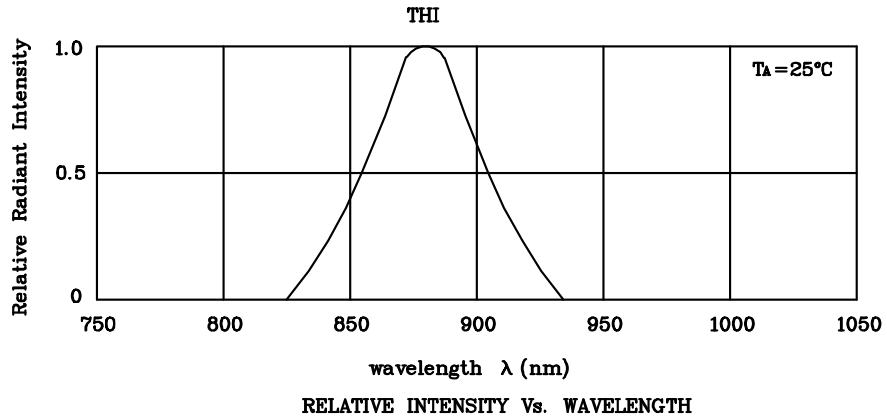
### Notes:

1. All dimensions are in millimeters (inches).
2. Tolerance is  $\pm 0.25(0.01)$ " unless otherwise noted.

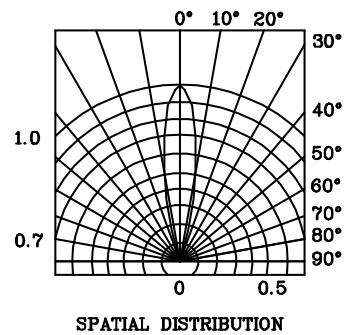
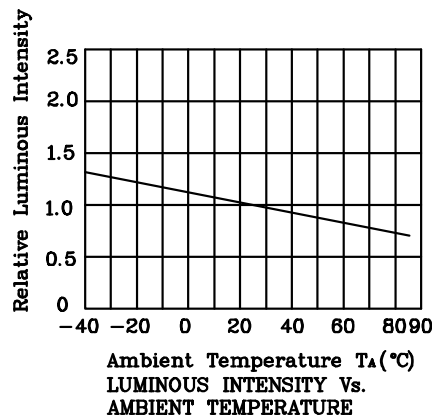
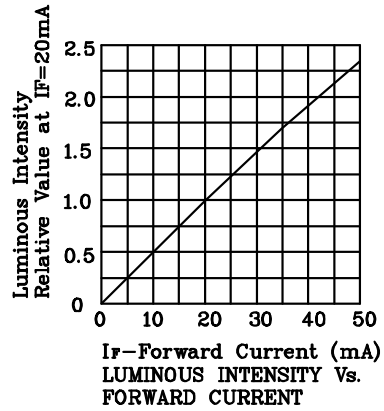
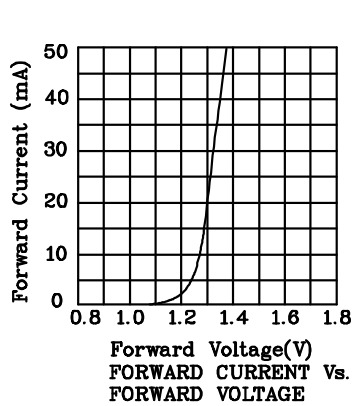
Absolute maximum ratings ( $T_A=25^\circ\text{C}$ )		THI (GaAlAs)	Unit
Reverse voltage	$V_R$	5	V
Forward current	$I_F$	50	mA
Forward current (peak) 1/100 Duty cycle 10us pulse width	$i_{FS}$	1.2	A
Power dissipation	$P_T$	100	mW
Operating temperature	$T_A$	-40 ~ +85	°C
Storage temperature	$T_{stg}$	-40 ~ +85	
Lead solder temperature [2mm below package base]	260°C For 3 Seconds		
Lead solder temperature [5mm below package base]	260°C For 5 Seconds		

Operating Characteristics ( $T_A=25^\circ\text{C}$ )		THI (GaAlAs)	Unit
Forward voltage (typ.) ( $I_F=20\text{mA}$ )	$V_F$	1.3	V
Forward voltage (max.) ( $I_F=20\text{mA}$ )	$V_F$	1.6	V
Reverse current ( $V_R=5\text{V}$ )	$I_R$	10	$\mu\text{A}$
Wavelength at peak emission ( $I_F=20\text{mA}$ )	$\lambda_{\text{peak}}$	880	nm
Spectral Line half-width ( $I_F=20\text{mA}$ )	$\Delta\lambda$	50	nm
Capacitance ( $V_F=0\text{V}$ , $f=1\text{MHz}$ )	$C$	90	pF

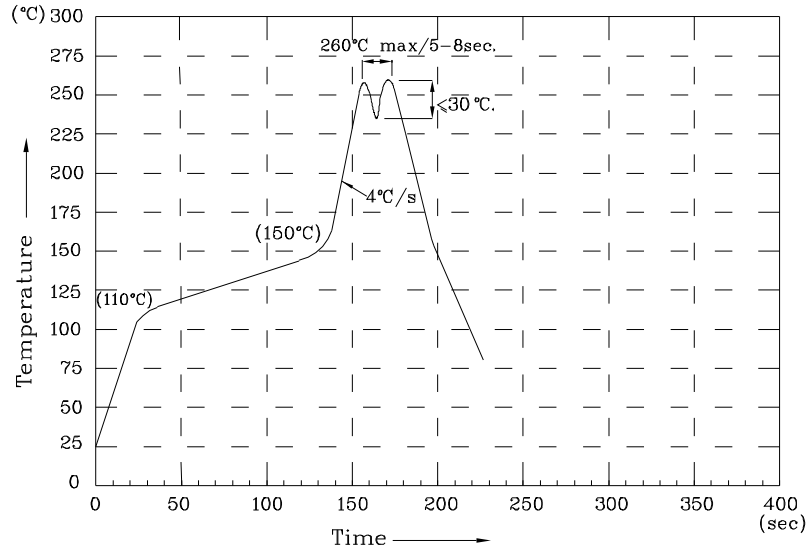
Part Number	Emitting Material	Lens-color	Luminous Intensity ( $P_o=\text{Mw/sr}$ ) @20mA *50mA		Wavelength nm $\lambda_P$	Viewing Angle $2\theta/1/2$
			min.	typ.		
XTHI12BF	GaAlAs	Blue Transparent	4 *7	19 *29	880	20°



❖ THI



Wave Soldering Profile For Lead-free Through-hole LED.



NOTES:

- 1.Recommend the wave temperature 245°C~260°C.The maximum soldering temperature should be less than 260°C.
- 2.Do not apply stress on epoxy resins when temperature is over 85 degree°C.
- 3.The soldering profile apply to the lead free soldering (Sn/Cu/Ag alloy).
- 4.No more than once.

Remarks:

If special sorting is required (e.g. binning based on forward voltage or radiant intensity), the typical accuracy of the sorting process is as follows:

1. Radiant Intensity: +/-15%
2. Forward Voltage: +/-0.1V

Note: Accuracy may depend on the sorting parameters.