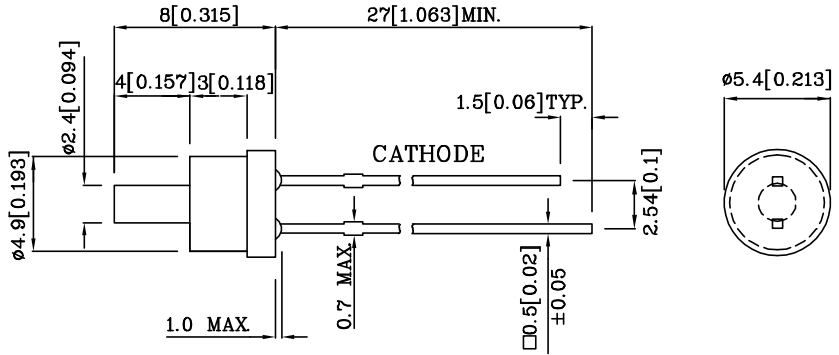


Features

- LOW POWER CONSUMPTION.
- I.C. COMPATIBLE.
- LONG LIFE-SOLID STATE RELIABILITY.
- FITS 2.4mm HOLE IN PANEL UP TO 4mm THICK.
- RoHS COMPLIANT.



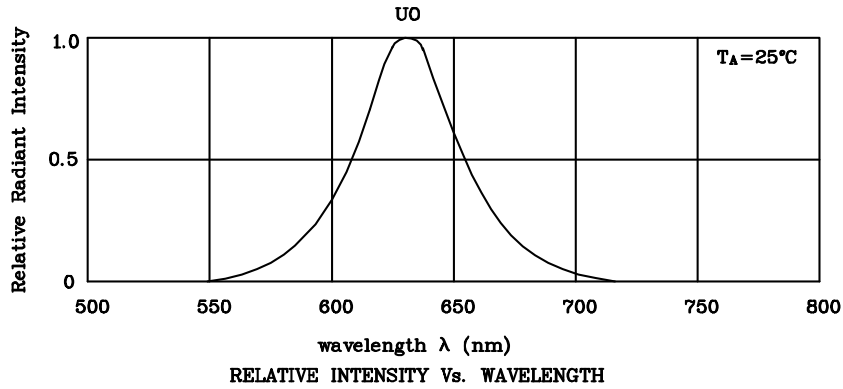
Notes:

1. All dimensions are in millimeters (inches).
2. Tolerance is ± 0.25(0.01") unless otherwise noted.

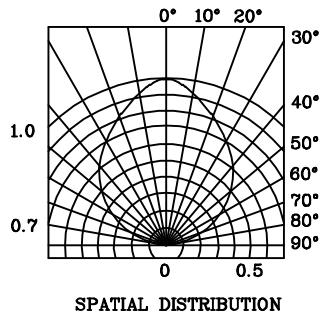
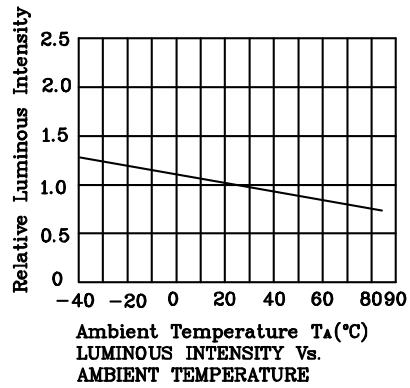
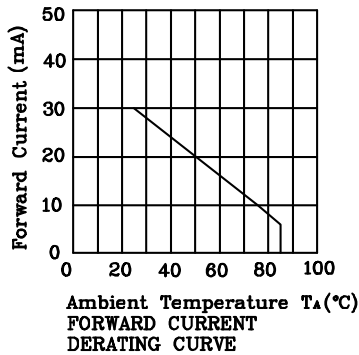
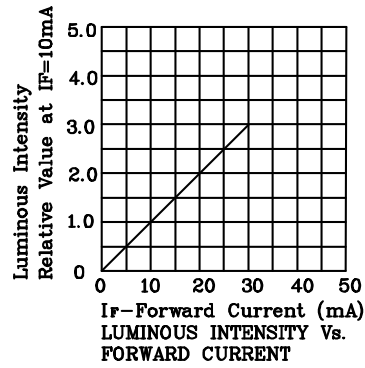
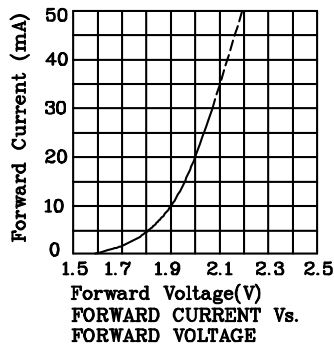
| Absolute Maximum Ratings (TA=25°C) | | UO (GaAsP/GaP) | Unit |
|--|---------------------|-------------------|------|
| Reverse Voltage | VR | 5 | V |
| Forward Current | IF | 30 | mA |
| Forward Current (peak) 1/10 Duty Cycle 0.1ms Pulse Width | iFS | 160 | mA |
| Power Dissipation | Pr | 105 | mW |
| Operating Temperature | TA | -40 ~ +85 | °C |
| Storage Temperature | Tstg | -40 ~ +85 | |
| Lead Solder Temperature [2mm below package base] | 260°C For 3 Seconds | | |
| Lead Solder Temperature [5mm below package base] | 260°C For 5 Seconds | | |

| Operating Characteristics (TA=25°C) | | UO (GaAsP/ GaP) | Unit |
|--|-----|-----------------------|------|
| Forward Voltage (typ.) (IF=10mA) | VF | 1.9 | V |
| Forward Voltage (max.) (IF=10mA) | VF | 2.5 | V |
| Reverse Current (VR=5V) | IR | 10 | uA |
| Wavelength of Peak Emission (IF=10mA) | λ P | 627 | nm |
| Wavelength of Dominant Emission (IF=10mA) | λ D | 625 | nm |
| Spectral Line Full Width At Half-Maximum (IF=10mA) | Δλ | 45 | nm |
| Capacitance (VF=0V, f=1MHz) | C | 15 | pF |

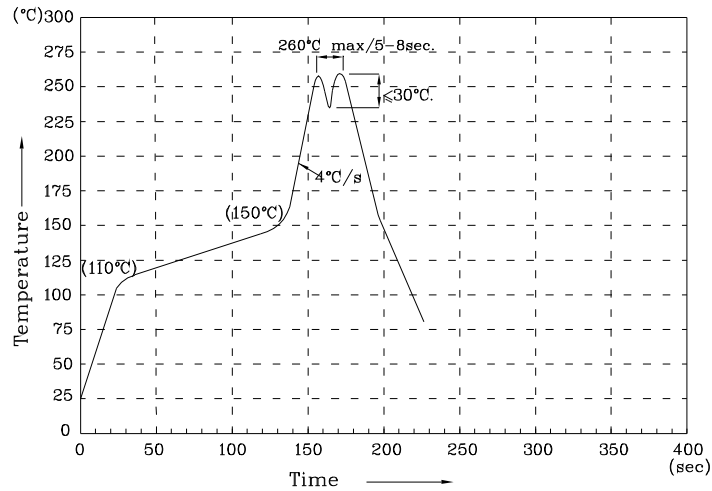
| Part Number | Emitting Color | Emitting Material | Lens-color | Luminous Intensity (IF=10mA) mcd | | Wavelength nm λ P | Viewing Angle 2θ 1/2 |
|----------------|-------------------|----------------------|-----------------|---|------|-------------------------|----------------------------|
| | | | | min. | typ. | | |
| XSU053D | Orange | GaAsP/GaP | Orange Diffused | 3 | 9 | 627 | 100° |



❖ UO



Wave Soldering Profile For Lead-free Through-hole LED.



NOTES:

1. Recommend the wave temperature 245°C~260°C. The maximum soldering temperature should be less than 260°C.
2. Do not apply stress on epoxy resins when temperature is over 85 degree°C.
3. The soldering profile apply to the lead free soldering (Sn/Cu/Ag alloy).
4. No more than once.

Remarks:

If special sorting is required (e.g. binning based on forward voltage, luminous intensity, or wavelength), the typical accuracy of the sorting process is as follows:

1. Wavelength: +/-1nm
2. Luminous Intensity: +/-15%
3. Forward Voltage: +/-0.1V

Note: Accuracy may depend on the sorting parameters.