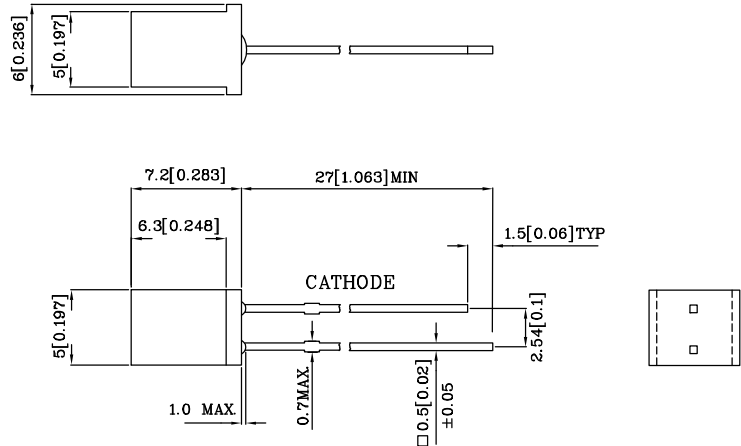


Features

- Low power consumption.
- Wide viewing angle.
- Reliable and rugged.
- Excellent uniformity of light output.
- Ideal as flush mounted panel indicators.
- Long life - solid state reliability.
- RoHS compliant.



Notes:

1. All dimensions are in millimeters (inches).
2. Tolerance is $\pm 0.25(0.01)$ " unless otherwise noted.
3. Specifications are subject to change without notice.



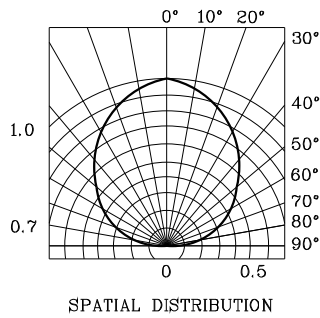
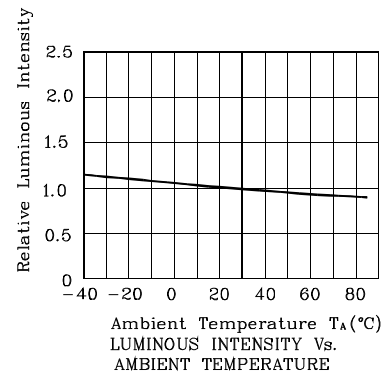
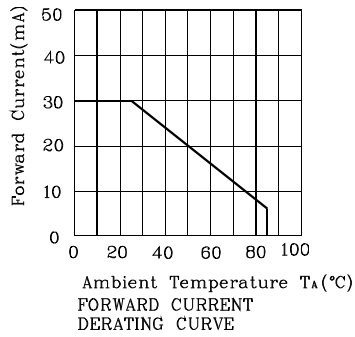
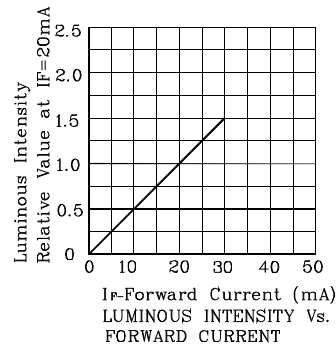
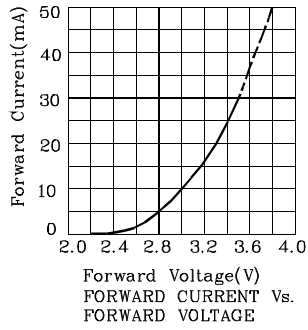
ATTENTION
OBSERVE PRECAUTIONS
FOR HANDLING
ELECTROSTATIC
DISCHARGE
SENSITIVE
DEVICES

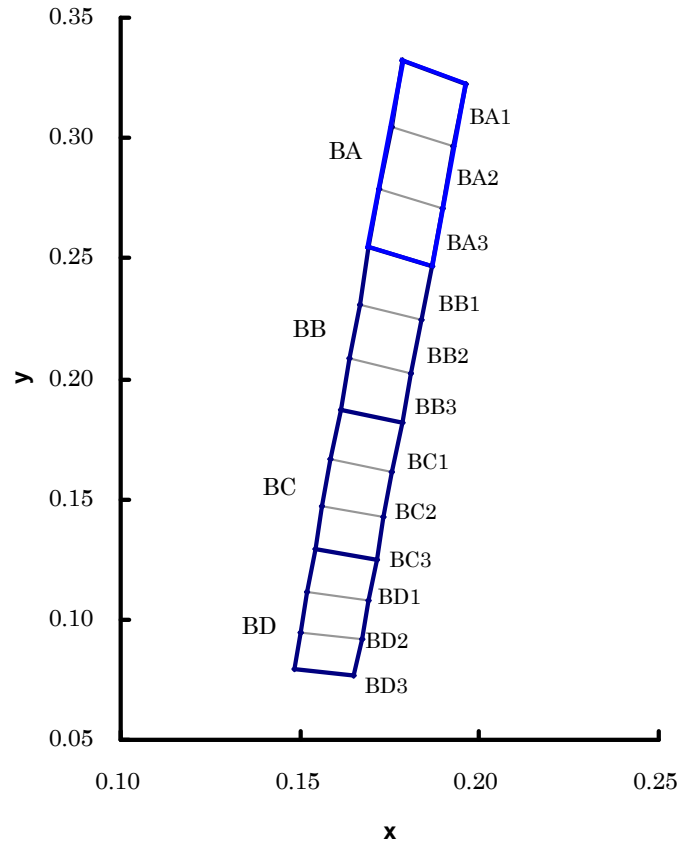
Absolute Maximum Ratings ($T_A=25^\circ\text{C}$)		FRA (InGaN)	Unit
Reverse Voltage	V_R	5	V
Forward Current	I_F	30	mA
Forward Current (Peak) 1/10 Duty Cycle 0.1ms Pulse Width	i_{FS}	100	mA
Power Dissipation	P_D	120	mW
Operating Temperature	T_A	-40 ~ +85	°C
Storage Temperature	T_{stg}	-40 ~ +85	
Lead Solder Temperature [2mm Below Package Base]	260°C For 3 Seconds		
Lead Solder Temperature [5mm Below Package Base]	260°C For 5 Seconds		

Operating Characteristics ($T_A=25^\circ\text{C}$)		FRA (InGaN)	Unit
Forward Voltage (Typ.) ($I_F=20\text{mA}$)	V_F	3.3	V
Forward Voltage (Max.) ($I_F=20\text{mA}$)	V_F	4.0	V
Reverse Current (Max.) ($V_R=5\text{V}$)	I_R	50	μA
Chromaticity Coordinates (Typ.)	x	0.18	
	y	0.29	
Capacitance (Typ.) ($V_F=0\text{V}$, $f=1\text{MHz}$)	C	100	pF

Part Number	Emitting Color	Emitting Material	Lens-color	Luminous Intensity ($I_F=20\text{mA}$) mcd		Viewing Angle 2θ 1/2
				min.	typ.	
XSFRA23MBBA	Blue	InGaN	White Triple Diffused	70	238	110°

❖ FRA



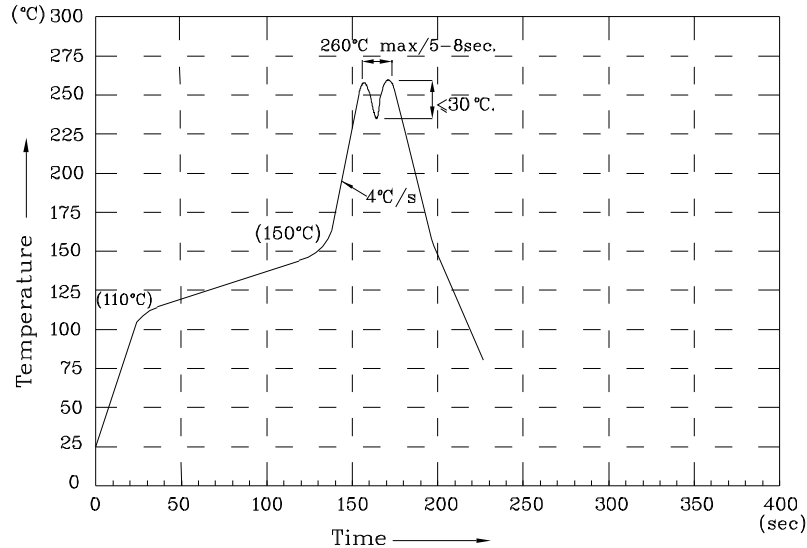


Bin code	x	y	Bin code	x	y	Bin code	x	y	Bin code	x	y
BA1	0.1786	0.3318	BB1	0.1693	0.2543	BC1	0.1612	0.1870	BD1	0.1542	0.1288
	0.1754	0.3048		0.1665	0.2308		0.1587	0.1666		0.1521	0.1114
	0.1928	0.2964		0.1837	0.2241		0.1758	0.1615		0.1691	0.1077
	0.1961	0.3228		0.1866	0.2471		0.1783	0.1814		0.1712	0.1247
BA2	0.1754	0.3048	BB2	0.1665	0.2308	BC2	0.1587	0.1666	BD2	0.1521	0.1114
	0.1723	0.2790		0.1638	0.2084		0.1564	0.1473		0.1501	0.0948
	0.1896	0.2712		0.1810	0.2022		0.1735	0.1427		0.1670	0.0917
	0.1928	0.2964		0.1837	0.2241		0.1758	0.1615		0.1691	0.1077
BA3	0.1723	0.2790	BB3	0.1638	0.2084	BC3	0.1564	0.1473	BD3	0.1501	0.0948
	0.1693	0.2543		0.1612	0.1870		0.1542	0.1288		0.1482	0.0791
	0.1866	0.2471		0.1783	0.1814		0.1712	0.1247		0.1651	0.0765
	0.1896	0.2712		0.1810	0.2022		0.1735	0.1427		0.1670	0.0917

Notes:

Shipment may contain more than one chromaticity regions.
Orders for single chromaticity region are generally not accepted.
Measurement tolerance of the chromaticity coordinates is ± 0.02 .

Wave Soldering Profile For Lead-free Through-hole LED.



NOTES:

1. Recommend the wave temperature 245°C~260°C. The maximum soldering temperature should be less than 260°C.
2. Do not apply stress on epoxy resins when temperature is over 85 degree°C.
3. The soldering profile apply to the lead free soldering (Sn/Cu/Ag alloy).
4. No more than once.

Remarks:

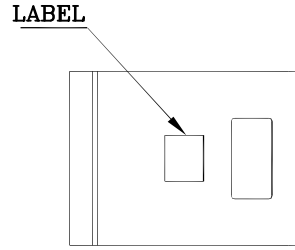
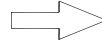
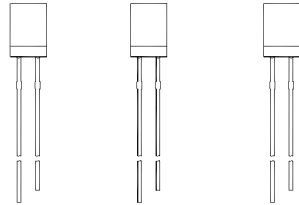
If special sorting is required (e.g. binning based on forward voltage, Luminous intensity/ luminous flux, or chromaticity), the typical accuracy of the sorting process is as follows:

1. Measurement tolerance of the chromaticity coordinates is ± 0.02 .
2. Luminous intensity/ luminous flux: $\pm 15\%$.
3. Forward Voltage: $\pm 0.1V$.


Note: Accuracy may depend on the sorting parameters.

PACKING & LABEL SPECIFICATIONS

XSFRA23MBBA

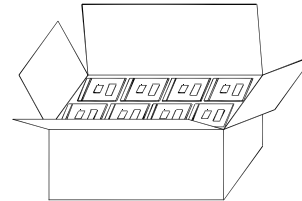


500 PCS / BAG

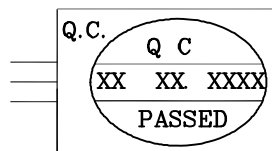



20K / BOX

OUTSIDE LABEL



10K / BOX



P/NO : XSxxx23x	
QTY : 500 pcs	CODE: XXX
S/N : XX	
LOT NO:	
 XXXXXXXXXXXXXXXXXXXXXXXXXX	
RoHS Compliant	