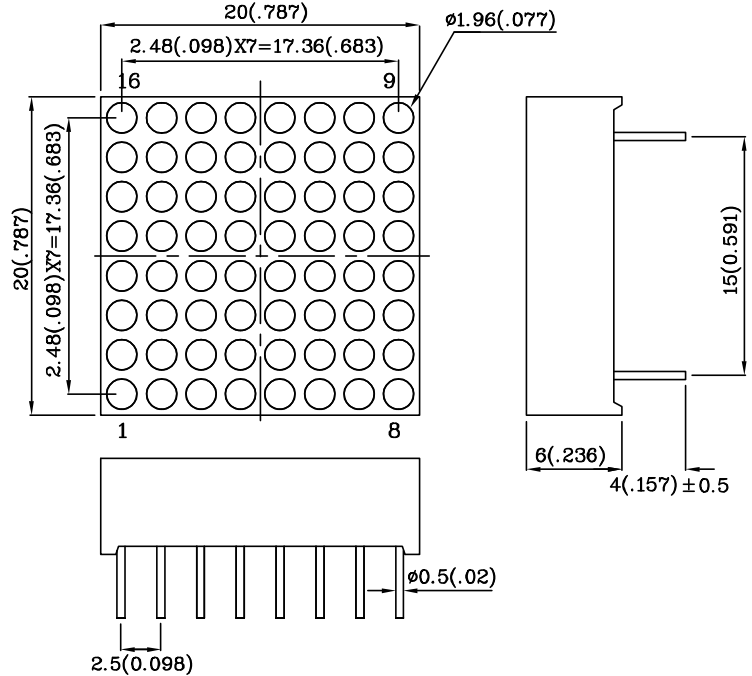
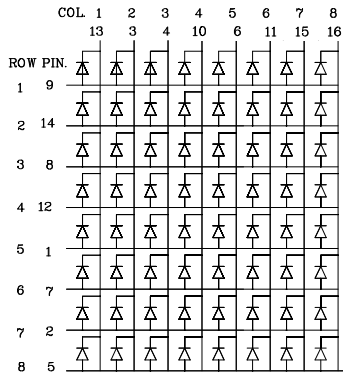


Features

- 0.8INCH MATRIX HEIGHT.
- DOT SIZE 2mm.
- LOW CURRENT OPERATION.
- COMPATIBLE WITH ASCII AND EBCDIC CODES.
- STACKABLE VERTICALLY AND HORIZONTALLY.
- COLUMN CATHODE.
- EASY MOUNTING ON P.C.BOARDS OR SOCKETS.
- MECHANICALLY RUGGED.
- STANDARD: GRAY FACE, WHITE DOT.
- RoHS COMPLIANT.



PRELIMINARY SPEC

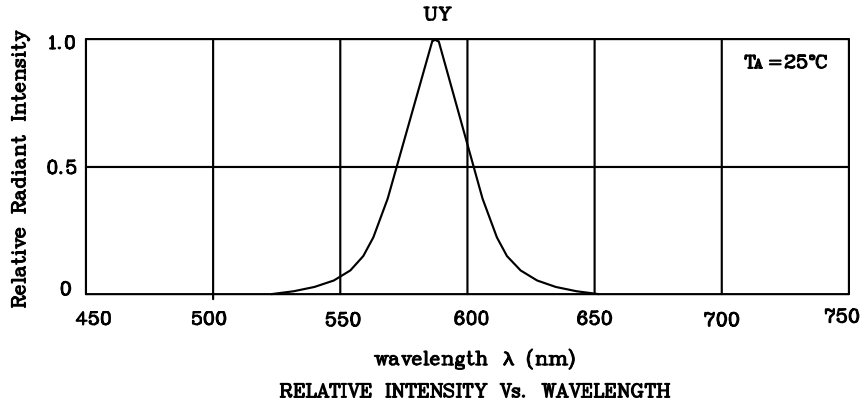
Notes:

1. All dimensions are in millimeters (inches).
2. Tolerance is ± 0.25(0.01") unless otherwise noted.

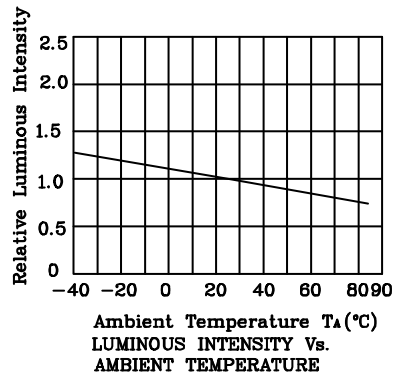
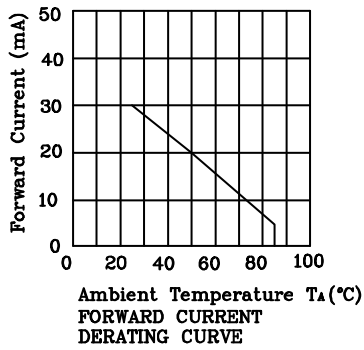
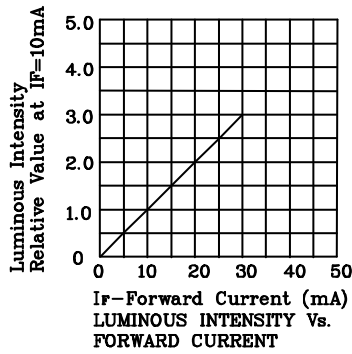
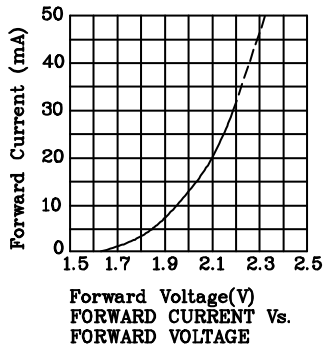
| Absolute Maximum Ratings (TA=25°C) | | UY (GaAsP/GaP) | Unit |
|---|---------------------|-------------------|------|
| Reverse Voltage | VR | 5 | V |
| Forward Current | IF | 30 | mA |
| Forward Current (peak) 1/10Duty Cycle 0.1ms Pulse Width | iFS | 140 | mA |
| Power Dissipation | PT | 105 | mW |
| Operating Temperature | TA | -40 ~ +85 | °C |
| Storage Temperature | Tstg | -40 ~ +85 | |
| Lead Solder Temperature [2mm below package base] | 260°C For 5 Seconds | | |

| Operating Characteristics (TA=25°C) | | UY (GaAsP/GaP) | Unit |
|--|-----------------|-------------------|------|
| Forward Voltage (typ.) (IF=10mA) | VF | 1.95 | V |
| Forward Voltage (max.) (IF=10mA) | VF | 2.5 | V |
| Reverse Current (VR=5V) | IR | 10 | uA |
| Wavelength of Peak Emission (IF=10mA) | λP | 590 | nm |
| Wavelength of Dominant Emission (IF=10mA) | λD | 588 | nm |
| Spectral Line Full Width At Half-Maximum (IF=10mA) | $\Delta\lambda$ | 35 | nm |
| Capacitance (VF=0V, f=1MHz) | C | 20 | pF |

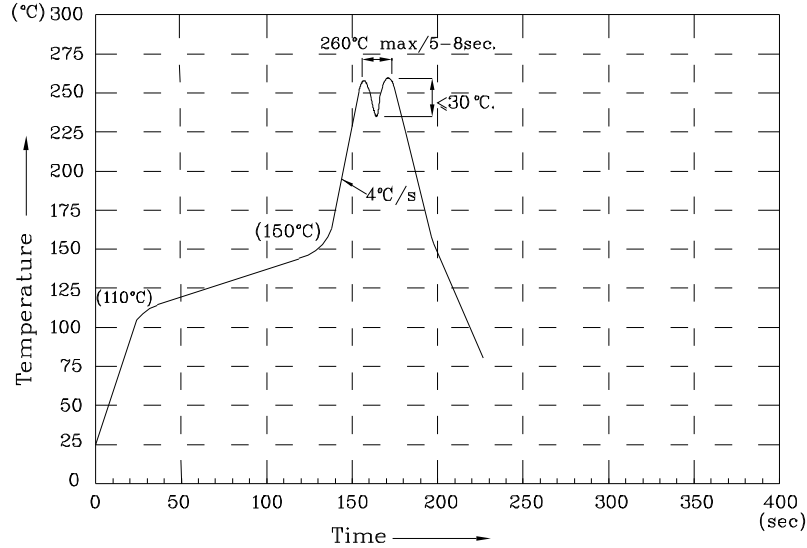
| Part Number | Emitting Color | Emitting Material | Luminous Intensity (IF=10mA) ucd | Wavelength nm λP | Description | |
|-------------|----------------|-------------------|--|---------------------------------|-------------|----------------|
| | | | min. | typ. | | |
| XMUY20C | Yellow | GaAsP/GaP | 800 | 3185 | 590 | Column Cathode |



❖ UY



Wave Soldering Profile For Lead-free Through-hole LED.



NOTES:

- 1.Recommend the wave temperature 245°C~260°C.The maximum soldering temperature should be less than 260°C.
- 2.Do not apply stress on epoxy resins when temperature is over 85 degree°C.
- 3.The soldering profile apply to the lead free soldering (Sn/Cu/Ag alloy).
- 4.No more than once.

Remarks:

If special sorting is required (e.g. binning based on forward voltage, luminous intensity, or wavelength), the typical accuracy of the sorting process is as follows:

1. Wavelength: +/-1nm
2. Luminous Intensity: +/-15%
3. Forward Voltage: +/-0.1V

Note: Accuracy may depend on the sorting parameters.