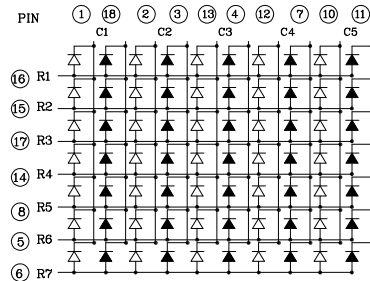
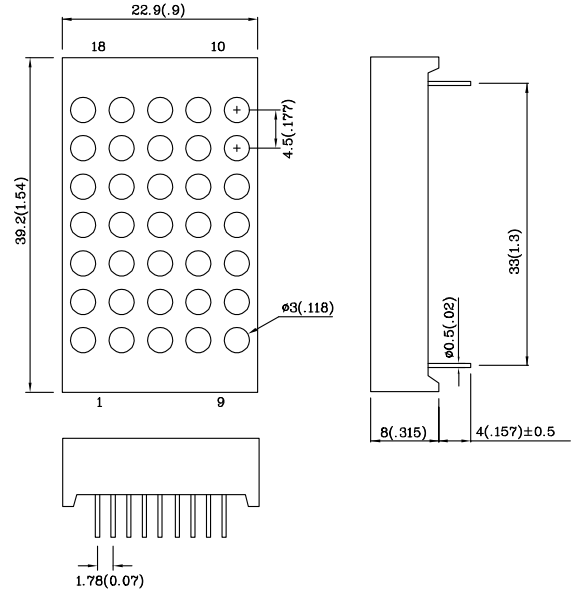


Features

- 1.2 INCH MATRIX HEIGHT.
- DOT SIZE 3mm.
- LOW CURRENT OPERATION.
- HIGH CONTRAST AND LIGHT OUTPUT.
- COMPATIBLE WITH ASCII AND EBCDIC CODES.
- COLUMN CATHODE AND COLUMN ANODE AVAILABLE.
- EASY MOUNTING ON P.C. BOARDS OR SOCKETS.
- MECHANICALLY RUGGED.
- STANDARD : GRAY FACE, WHITE DOT.
- RoHS COMPLIANT.



UG (GREEN) ←
 UR (RED) ←
 9 NO CONNECT

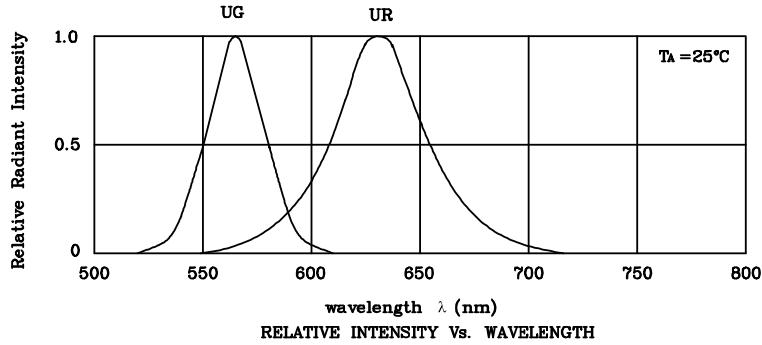
Notes:

1. All dimensions are in millimeters (inches).
2. Tolerance is ± 0.25(0.01") unless otherwise noted.

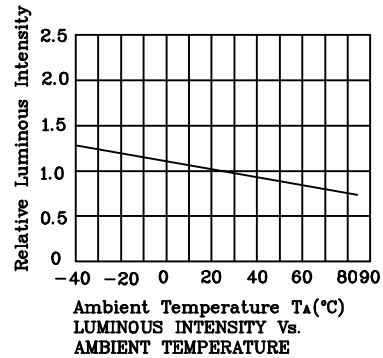
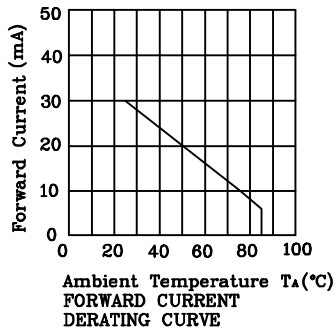
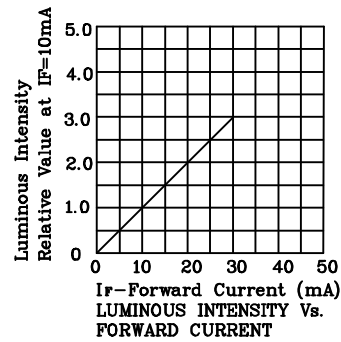
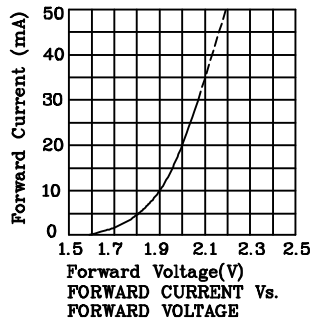
| Absolute Maximum Ratings (TA=25°C) | | UR (GaAsP/ GaP) | UG (GaP) | Unit |
|--|---------------------|-----------------------|-------------|------|
| Reverse Voltage | V _R | 5 | 5 | V |
| Forward Current | I _F | 30 | 25 | mA |
| Forward Current (Peak) 1/10 Duty Cycle 0.1ms Pulse Width | i _{FS} | 160 | 140 | mA |
| Power Dissipation | P _T | 105 | 105 | mW |
| Operating Temperature | T _A | -40 ~ +85 | | °C |
| Storage Temperature | T _{stg} | -40 ~ +85 | | |
| Lead Solder Temperature [2mm Below Package Base] | 260°C For 5 Seconds | | | |

| Operating Characteristics (TA=25°C) | | UR (GaAsP/ GaP) | UG (GaP) | Unit |
|---|----------------|-----------------------|-------------|------|
| Forward Voltage (Typ.) (I _F =10mA) | V _F | 1.9 | 2.0 | V |
| Forward Voltage (Max.) (I _F =10mA) | V _F | 2.5 | 2.5 | V |
| Reverse Current (V _R =5V) | I _R | 10 | 10 | uA |
| Wavelength of Peak Emission (I _F =10mA) | λ peak | 627 | 565 | nm |
| Wavelength of Dominant Emission (I _F =10mA) | λ D | 625 | 568 | nm |
| Spectral Line Full Width At Half-Maximum(I _F =10mA) | Δλ | 45 | 30 | nm |
| Capacitance (V _F =0V, f=1MHz) | C | 15 | 15 | pF |

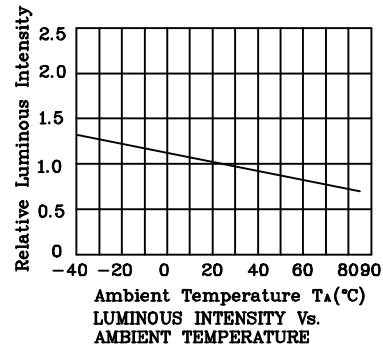
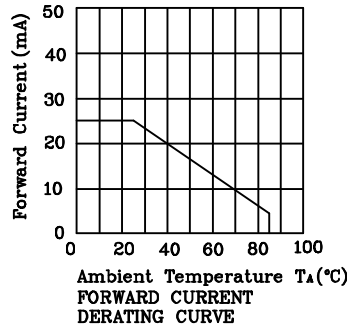
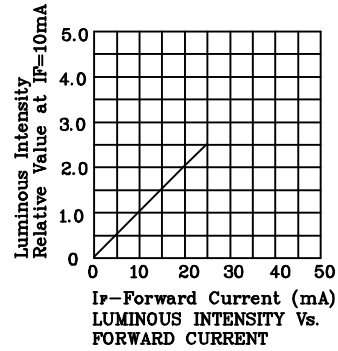
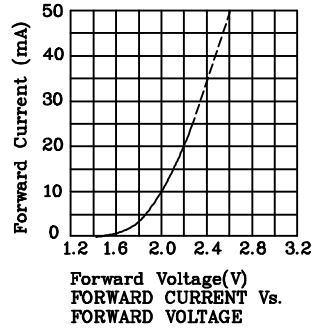
| Part Number | Emitting Color | Emitting Material | Luminous Intensity (I _F =10mA) ucd | | Wavelength nm λ P | Description |
|-------------|----------------|-------------------|---|-------|-------------------------|----------------|
| | | | min. | typ. | | |
| XMURG30C-1A | Red | GaAsP/GaP | 1900 | 7990 | 627 | Column Cathode |
| | Green | GaP | 1900 | 10490 | 565 | |



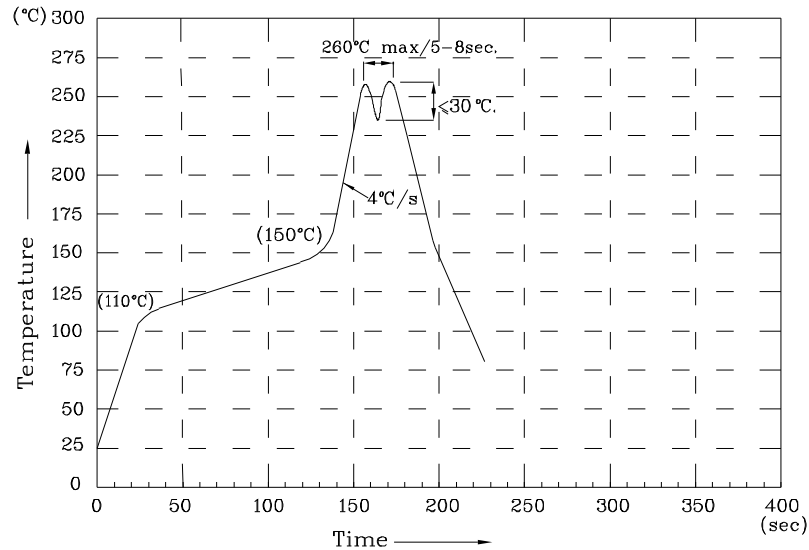
❖ UR



❖ UG



Wave Soldering Profile For Lead-free Through-hole LED.



NOTES:

1. Recommend the wave temperature 245°C~260°C. The maximum soldering temperature should be less than 260°C.
2. Do not apply stress on epoxy resins when temperature is over 85 degree°C.
3. The soldering profile apply to the lead free soldering (Sn/Cu/Ag alloy).
4. No more than once.

Remarks:

If special sorting is required (e.g. binning based on forward voltage, luminous intensity, or wavelength), the typical accuracy of the sorting process is as follows:

1. Wavelength: +/-1nm
2. Luminous Intensity: +/-15%
3. Forward Voltage: +/-0.1V

Note: Accuracy may depend on the sorting parameters.