SunLED
www.SunLED.com

Part Number: **XMUG60A**

60.8mm (2.4 ") 5x8 DOT MATRIX DISPLAY

Features

- 2.4 INCH MATRIX HEIGHT.
- DOT SIZE 5mm.
- LOW CURRENT OPERATION.
- HIGH CONTRAST AND LIGHT OUTPUT.
- COMPATIBLE WITH ASCII AND EBCDIC CODES.
- STACKABLE HORIZONTALLY.
- EASY MOUNTING ON P.C. BOARDS OR SOCKETS.
- MULTICOLOR AVAILABLE.
- MECHANICALLY RUGGED.
- STANDARD : GRAY FACE, WHITE DOT.
- RoHS COMPLIANT.

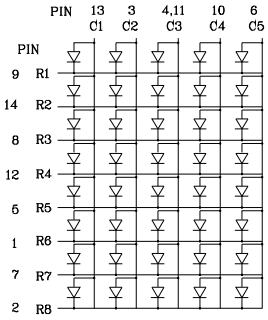

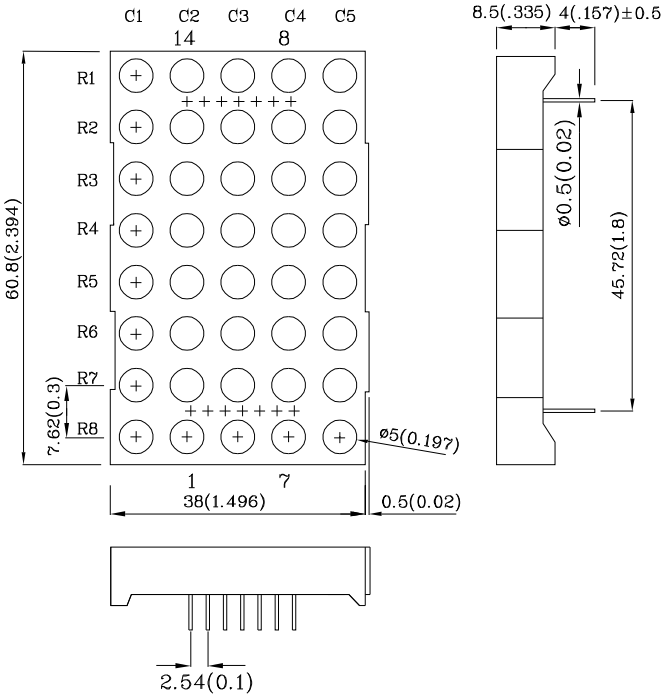

Notes:

1. All dimensions are in millimeters (inches).
2. Tolerance is ± 0.25(0.01") unless otherwise noted.

Absolute Maximum Ratings (T_A=25°C)		**UG (GaP)**	**Unit**
Reverse Voltage	V_R	5	V
Forward Current	I_F	25	mA
Forward Current (Peak) 1/10 Duty Cycle 0.1ms Pulse Width	i_{FS}	140	mA
Power Dissipation	P_T	105	mW
Operating Temperature	T_A	-40 ~ +85	°C
Storage Temperature	Tstg	-40 ~ +85	
Lead Solder Temperature [2mm Below Package Base]	260°C For 5 Seconds		

Operating Characteristics (T_A=25°C)		**UG (GaP)**	**Unit**
Forward Voltage (Typ.) (I_F=10mA)	V_F	2.0	V
Forward Voltage (Max.) (I_F=10mA)	V_F	2.5	V
Reverse Current (V_R=5V)	I_R	10	uA
Wavelength of Peak Emission (I_F=10mA)	λ P	565	nm
Wavelength of Dominant Emission (I_F=10mA)	λ D	568	nm
Spectral Line Full Width At Half-Maximum (I_F=10mA)	Δλ	30	nm
Capacitance (V_F=0V, f=1MHz)	C	15	pF

Part Number	Emitting Color	Emitting Material	Luminous Intensity (IF=10mA) ucd min.	Luminous Intensity (IF=10mA) ucd typ.	Wavelength nm λ P	Description
XMUG60A	Green	GaP	3000	11990	565	Column Anode

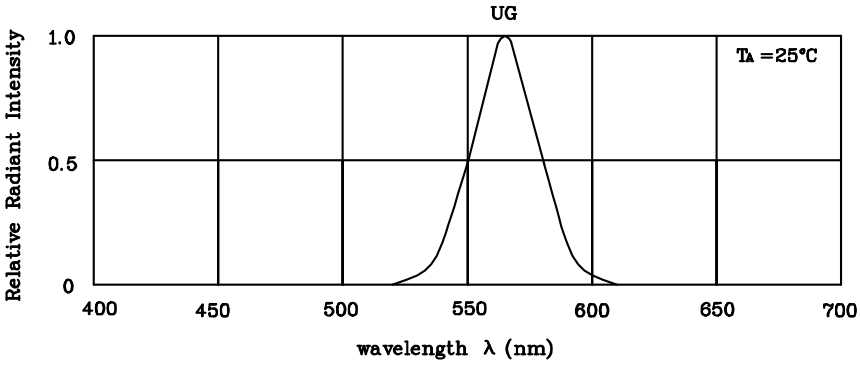

RELATIVE INTENSITY Vs. WAVELENGTH

❖ **UG**

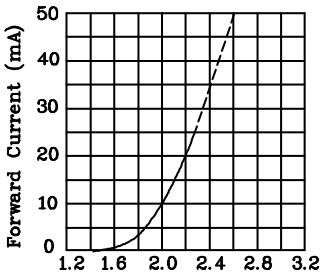

FORWARD CURRENT Vs. FORWARD VOLTAGE

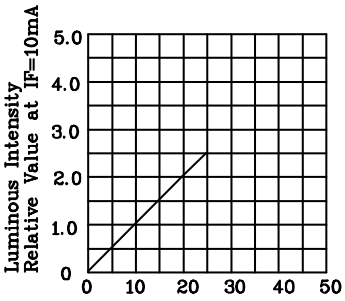

LUMINOUS INTENSITY Vs. FORWARD CURRENT

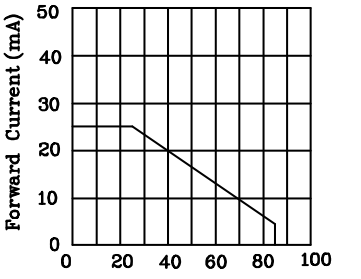

FORWARD CURRENT DERATING CURVE

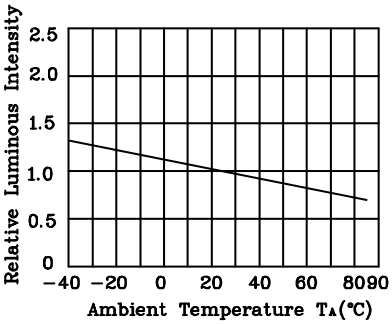

LUMINOUS INTENSITY Vs. AMBIENT TEMPERATURE

Wave Soldering Profile For Lead-free Through-hole LED.

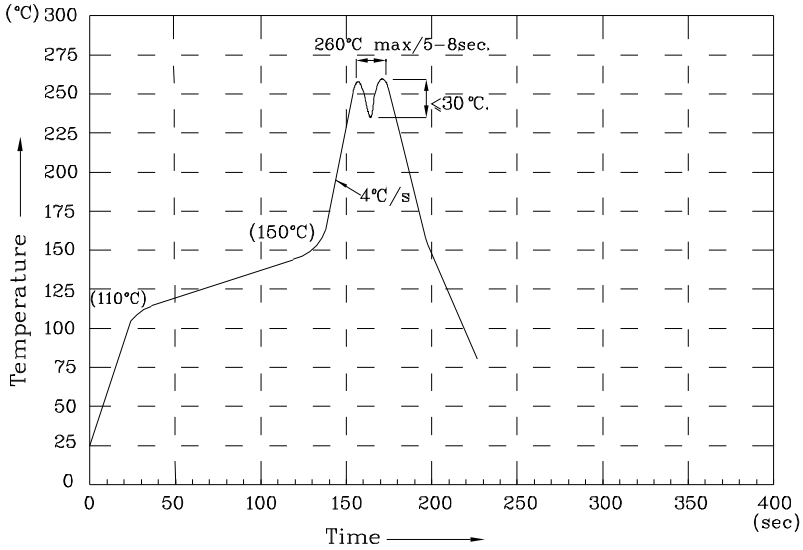

NOTES:

1. Recommend the wave temperature 245℃~260℃. The maximum soldering temperature should be less than 260℃.
2. Do not apply stress on epoxy resins when temperature is over 85 degree℃.
3. The soldering profile apply to the lead free soldering (Sn/Cu/Ag alloy).
4. No more than once.

Remarks:

If special sorting is required (e.g. binning based on forward voltage, luminous intensity, or wavelength), the typical accuracy of the sorting process is as follows:

1. Wavelength: +/-1nm
2. Luminous Intensity: +/-15%
3. Forward Voltage: +/-0.1V

Note: Accuracy may depend on the sorting parameters.