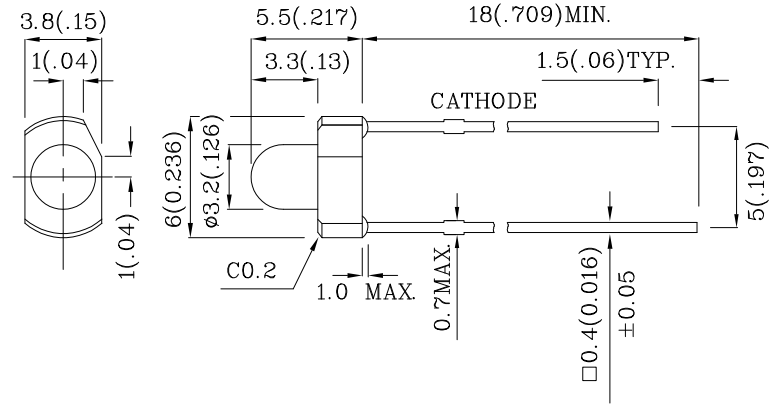


### Features

- LOW POWER CONSUMPTION.
- WIDE VIEWING ANGLE.
- AVAILABLE ON TAPE FOR AUTOMATIC MOUNTING MACHINE.
- LONG LIFE-SOLID STATE RELIABILITY.
- RoHS COMPLIANT.



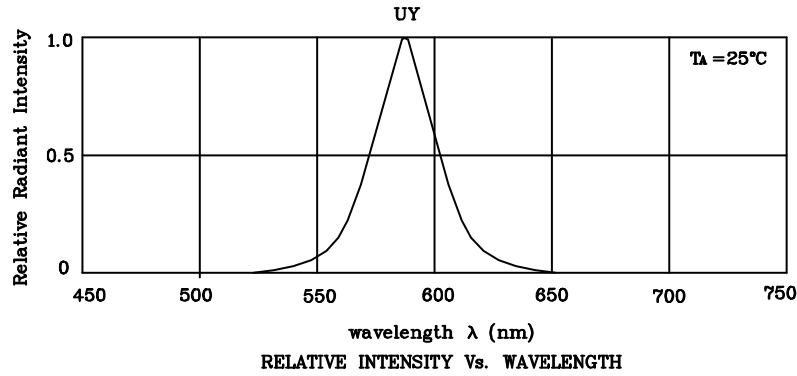
### Notes:

1. All dimensions are in millimeters (inches).
2. Tolerance is  $\pm 0.25(0.01)$  unless otherwise noted.

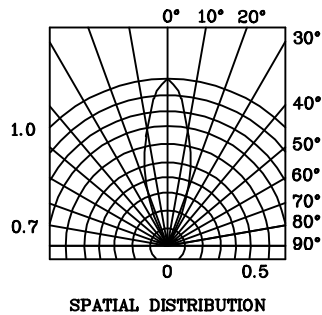
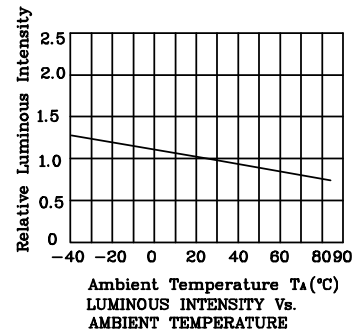
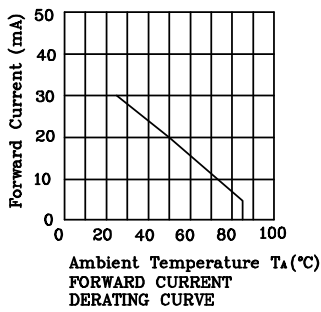
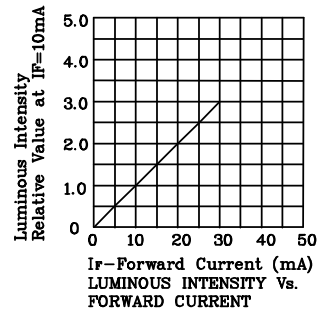
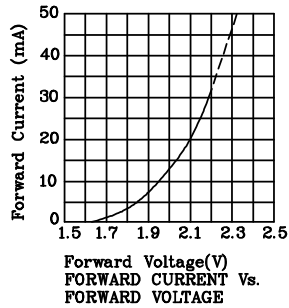
Absolute maximum ratings ( $T_A=25^\circ\text{C}$ )		UY (GaAsP/GaP)	Unit
Reverse voltage	$V_R$	5	V
Forward current	$I_F$	30	mA
Forward current (peak) 1/10Duty cycle 0.1ms pulse width	$i_{FS}$	140	mA
Power dissipation	$P_T$	105	mW
Operating temperature	$T_A$	-40 ~ +85	°C
Storage temperature	$T_{stg}$	-40 ~ +85	
Lead solder temperature [2mm below package base]	260°C For 3 Seconds		
Lead solder temperature [5mm below package base]	260°C For 5 Seconds		

Operating Characteristics ( $T_A=25^\circ\text{C}$ )		UY (GaAsP/GaP)	Unit
Forward voltage (typ.) ( $I_F=10\text{mA}$ )	$V_F$	1.95	V
Forward voltage (max.) ( $I_F=10\text{mA}$ )	$V_F$	2.5	V
Reverse current ( $V_R=5\text{V}$ )	$I_R$	10	$\mu\text{A}$
Wavelength at peak emission ( $I_F=10\text{mA}$ )	$\lambda_{\text{peak}}$	590	nm
Wavelength of Dominant emission ( $I_F=10\text{mA}$ )	$\lambda_D$	588	nm
Spectral Line half-width ( $I_F=10\text{mA}$ )	$\Delta\lambda$	35	nm
Capacitance ( $V_F=0\text{V}$ , $f=1\text{MHz}$ )	$C$	20	pF

Part Number	Emitting Color	Emitting Material	Lens-color	Luminous Intensity ( $I_F=10\text{mA}$ ) mcd		Wavelength nm $\lambda_P$	Viewing Angle $2\theta$ 1/2
				min.	typ.		
XLUY25C-1	Yellow	GaAsP/GaP	Yellow Transparent	18	34	590	35°



❖ UY



Remarks:

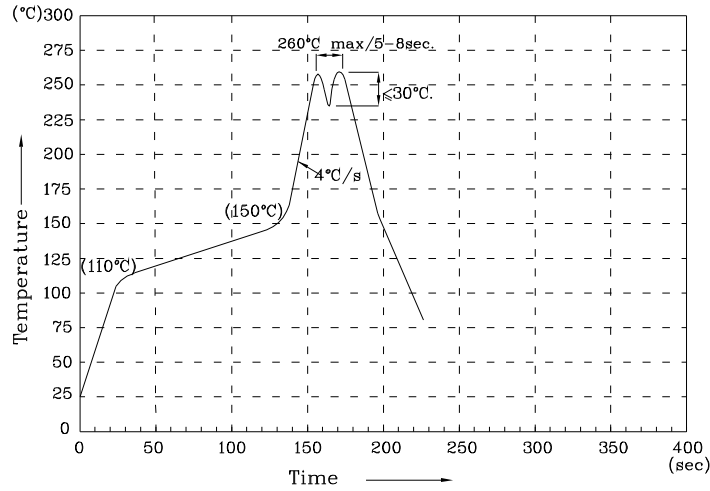
If special sorting is required (e.g. binning based on forward voltage, luminous intensity, or wavelength), the typical accuracy of the sorting process is as follows:

1. Wavelength: +/-1nm
2. Luminous Intensity: +/-15%
3. Forward Voltage: +/-0.1V

Note: Accuracy may depend on the sorting parameters.

**XLUY25C-1**

Wave Soldering Profile For Lead-free Through-hole LED.



NOTES:

1. Recommend the wave temperature 245°C~260°C. The maximum soldering temperature should be less than 260°C.
2. Do not apply stress on epoxy resins when temperature is over 85 degree°C.
3. The soldering profile apply to the lead free soldering (Sn/Cu/Ag alloy).
4. No more than once.