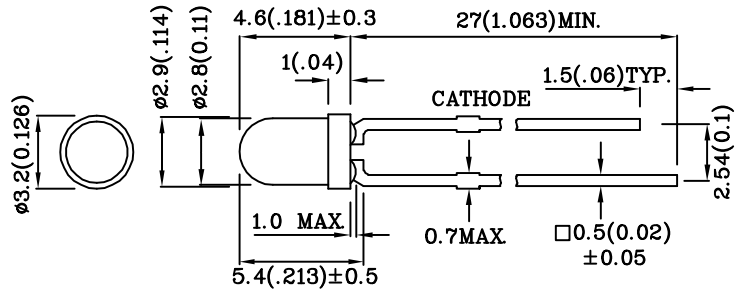


Features

- LOW POWER CONSUMPTION.
- POPULAR T-1 DIAMETER PACKAGE.
- GENERAL PURPOSE LEADS.
- RELIABLE AND RUGGED.
- LONG LIFE - SOLID STATE RELIABILITY.
- AVAILABLE ON TAPE AND REEL.
- 5V INTERNAL RESISTOR.
- RoHS COMPLIANT.



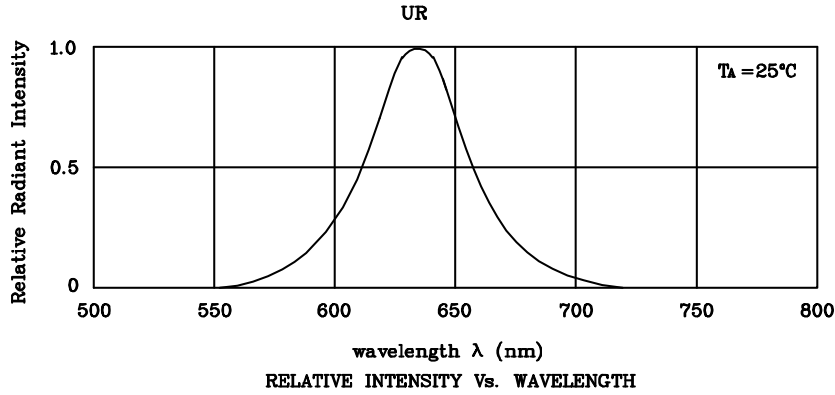
Notes:

1. All dimensions are in millimeters (inches).
2. Tolerance is ±0.25(0.01") unless otherwise noted.

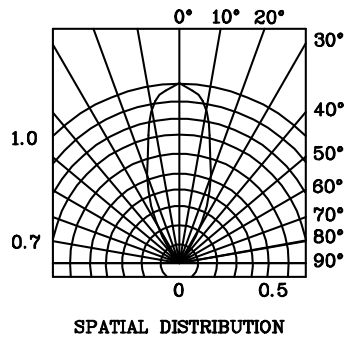
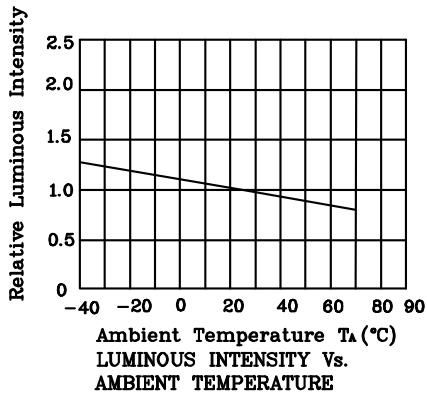
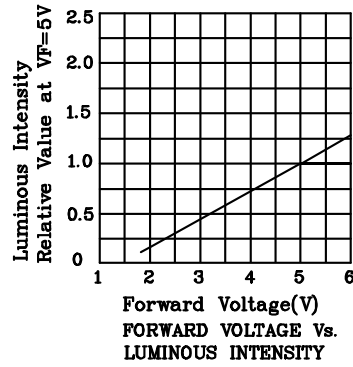
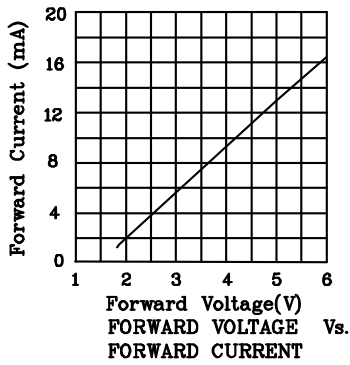
Absolute maximum ratings (TA=25°C)		UR (GaAsP/ GaP)	Unit
Reverse voltage	V _R	5	V
Forward voltage	V _F	6	V
Power dissipation	P _T	85	mW
Operating temperature	T _A	-40 ~ +70	°C
Storage temperature	T _{stg}	-40 ~ +85	
Lead solder temperature [2mm below package base]	260°C For 3 Seconds		
Lead solder temperature [5mm below package base]	260°C For 5 Seconds		

Operating Characteristics (TA=25°C)		UR (GaAsP/ GaP)	Unit
Forward current (typ.) (V _F =5V)	I _F	13	mA
Forward current (max.) (V _F =5V)	I _F	17.5	mA
Reverse current (V _R =5V)	I _R	10	uA
Wavelength at peak emission (V _F =5V)	λ peak	627	nm
Wavelength of Dominant emission (V _F =5V)	λ D	625	nm
Spectral Line half-width (V _F =5V)	Δλ	45	nm

Part Number	Emitting Color	Emitting Material	Lens-color	Luminous Intensity (V=5V) mcd		Wavelength nm λ P	Viewing Angle 2 θ 1/2
				min.	typ.		
XLUR11D5V	Red	GaAsP/GaP	Red Diffused	8	19	627	40°



❖ UR



Remarks:

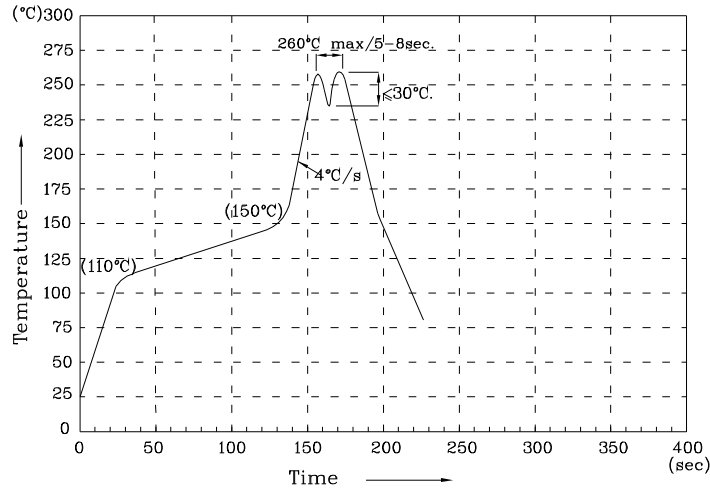
If special sorting is required (e.g. binning based on luminous intensity or wavelength), the typical accuracy of the sorting process is as follows:

1. Wavelength: +/-1nm
2. Luminous Intensity: +/-15%

Note: Accuracy may depend on the sorting parameters.

XLUR11D5V

Wave Soldering Profile For Lead-free Through-hole LED.



NOTES:

1. Recommend the wave temperature 245°C~260°C. The maximum soldering temperature should be less than 260°C.
2. Do not apply stress on epoxy resins when temperature is over 85 degree°C.
3. The soldering profile apply to the lead free soldering (Sn/Cu/Ag alloy).
4. No more than once.