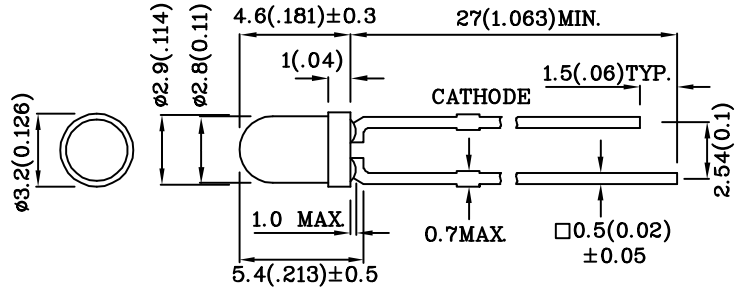


Features

- LOW POWER CONSUMPTION.
- POPULAR T-1 DIAMETER PACKAGE.
- GENERAL PURPOSE LEADS.
- RELIABLE AND RUGGED.
- LONG LIFE - SOLID STATE RELIABILITY.
- AVAILABLE ON TAPE AND REEL.
- 5V INTERNAL RESISTOR.
- RoHS COMPLIANT.



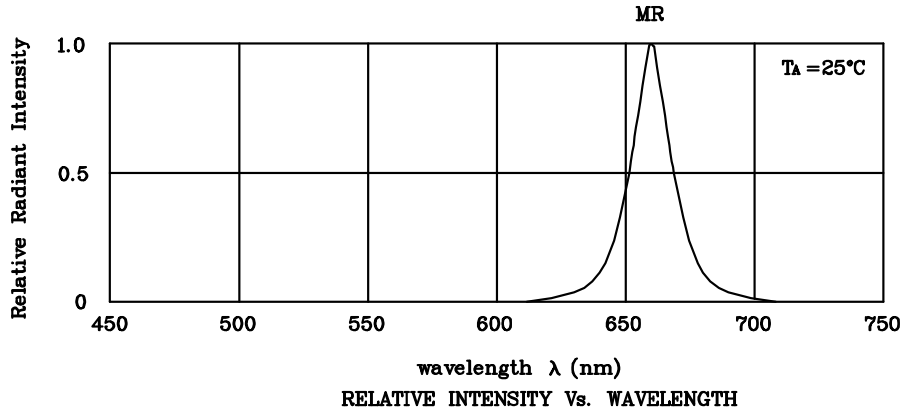
Notes:

1. All dimensions are in millimeters (inches).
2. Tolerance is $\pm 0.25(0.01)$ unless otherwise noted.

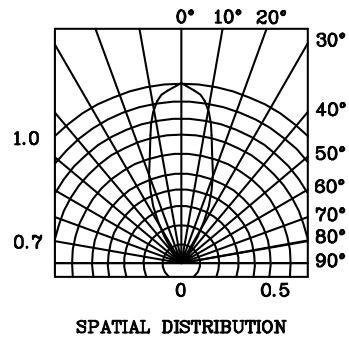
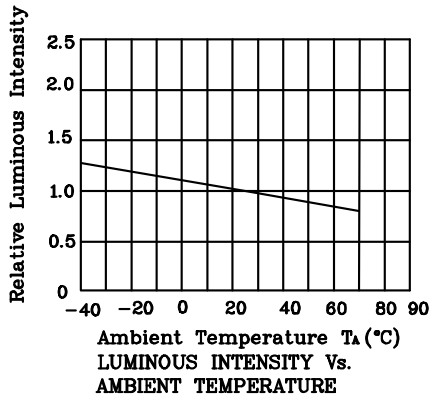
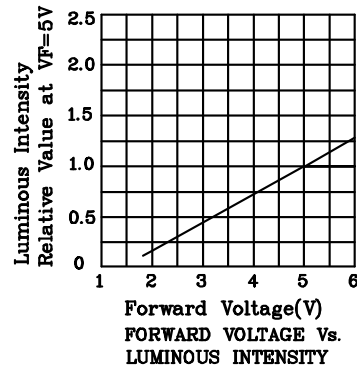
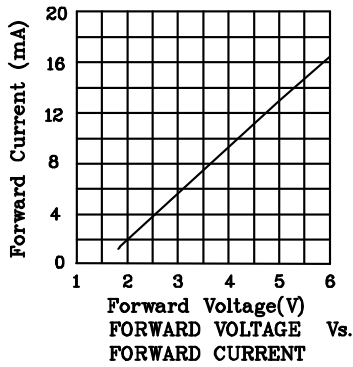
Absolute maximum ratings ($T_A=25^\circ\text{C}$)		MR (GaAlAs)	Unit
Reverse voltage	V_R	5	V
Forward voltage	V_F	6	V
Power dissipation	P_T	85	mW
Operating temperature	T_A	-40 ~ +70	°C
Storage temperature	T_{stg}	-40 ~ +85	
Lead solder temperature [2mm below package base]	260°C For 3 Seconds		
Lead solder temperature [5mm below package base]	260°C For 5 Seconds		

Operating Characteristics ($T_A=25^\circ\text{C}$)		MR (GaAlAs)	Unit
Forward current (typ.) ($V_F=5\text{V}$)	I_F	13	mA
Forward current (max.) ($V_F=5\text{V}$)	I_F	17.5	mA
Reverse current ($V_R=5\text{V}$)	I_R	10	μA
Wavelength at peak emission ($V_F=5\text{V}$)	λ_{peak}	660	nm
Wavelength of Dominant emission ($V_F=5\text{V}$)	λ_D	640	nm
Spectral Line half-width ($V_F=5\text{V}$)	$\Delta\lambda$	20	nm

Part Number	Emitting Color	Emitting Material	Lens-color	Luminous Intensity ($V=5\text{V}$) mcd		Wavelength nm λ_P	Viewing Angle 2θ 1/2
				min.	typ.		
XLMR11D5V	Red	GaAlAs	Red Diffused	70	148	660	40°
Published Date : APR 04,2005				Drawing No : XDSA7601		V1 Checked : B.L.LIU P.1/3	



❖ MR



Remarks:

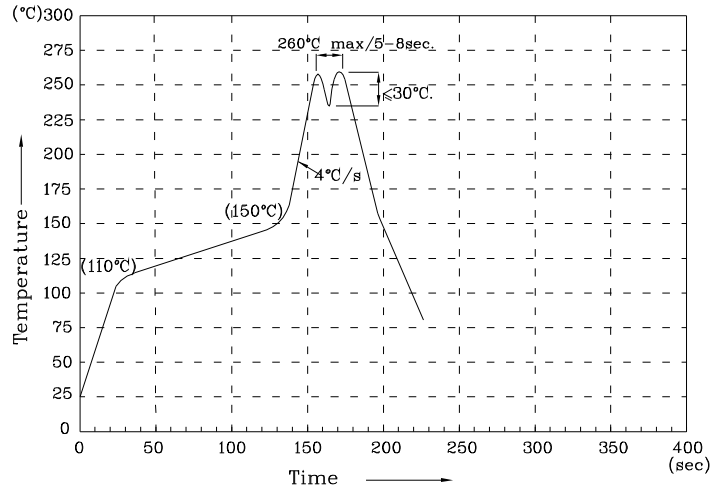
If special sorting is required (e.g. binning based on luminous intensity or wavelength), the typical accuracy of the sorting process is as follows:

1. Wavelength: +/-1nm
2. Luminous Intensity: +/-15%

Note: Accuracy may depend on the sorting parameters.

XLMR11D5V

Wave Soldering Profile For Lead-free Through-hole LED.



NOTES:

1. Recommend the wave temperature 245°C~260°C. The maximum soldering temperature should be less than 260°C.
2. Do not apply stress on epoxy resins when temperature is over 85 degree°C.
3. The soldering profile apply to the lead free soldering (Sn/Cu/Ag alloy).
4. No more than once.