SunLED
www.SunLED.com

Part Number: **XLBBH08W**

OVAL LED LAMP

Features

- ●ULTRA BRIGHTNESS.
- ●OUTSTANDING MATERIAL EFFICIENCY.
- ●RELIABLE AND RUGGED.
- ●IC COMPATIBLE/LOW CURRENT CAPABILITY.
- ●RoHS COMPLIANT.

ATTENTION
OBSERVE PRECAUTIONS
FOR HANDLING
ELECTROSTATIC
DISCHARGE
SENSITIVE
DEVICES

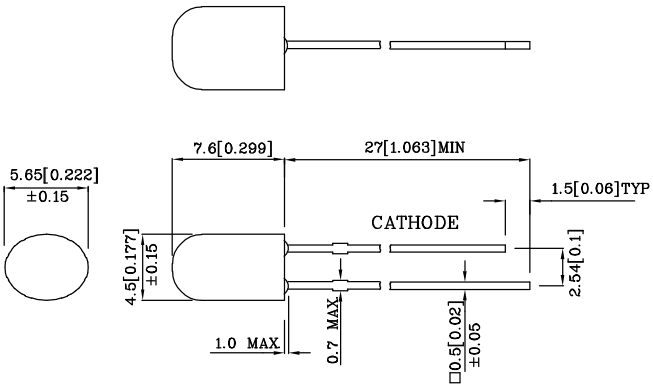

Notes:

1. All dimensions are in millimeters (inches).
2. Tolerance is ± 0.25(0.01") unless otherwise noted.

Absolute maximum ratings (T_A=25°C)		**BB-H (InGaN)**	**Unit**
Reverse voltage	V_R	5	V
Forward current	I_F	30	mA
Forward current (peak) 1/10Duty cycle 0.1ms pulse width	i_{FS}	100	mA
Power dissipation	P_T	108	mW
Operating temperature	T_A	-40 ~ +85	°C
Storage temperature	Tstg	-40 ~ +85	
Lead solder temperature [2mm below package base]	260°C For 3 Seconds		
Lead solder temperature [5mm below package base]	260°C For 5 Seconds		

Operating Characteristics (T_A=25°C)		**BB-H (InGaN)**	**Unit**
Forward voltage (typ.) (I_F=20mA)	V_F	3.7	V
Forward voltage (max.) (I_F=20mA)	V_F	4.3	V
Reverse current (V_R=5V)	I_R	10	uA
Wavelength at peak emission (I_F=20mA)	λ peak	467	nm
Wavelength of dominant emission (I_F=20mA)	λ D	470	nm
Spectral Line half-width (I_F=20mA)	Δλ	30	nm
Capacitance (V_F=0V, f=1MHz)	C	110	pF

Part Number	Emitting Color	Emitting Material	Lens-color	Luminous Intensity (IF=20mA) mcd		Wavelength nm λ P	Viewing Angle 2 θ 1/2
				min.	typ.		
XLBBH08W	Blue	InGaN	Water Clear	650	1095	467	30°(H) 60°(V)

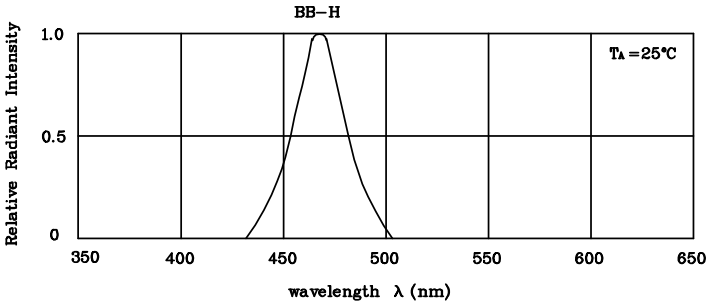

RELATIVE INTENSITY Vs. WAVELENGTH

❖ BB-H

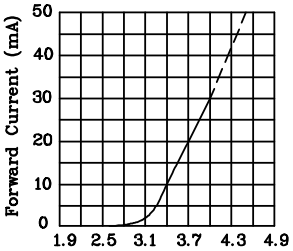

FORWARD CURRENT Vs
FORWARD VOLTAGE

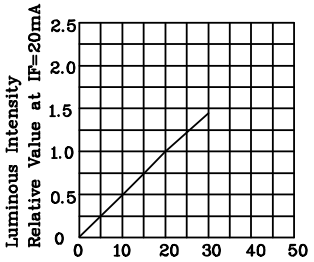

LUMINOUS INTENSITY Vs.
FORWARD CURRENT

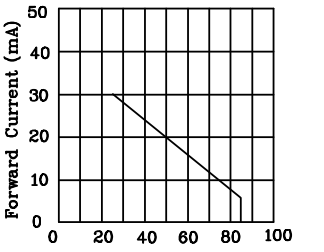

FORWARD CURRENT
DERATING CURVE

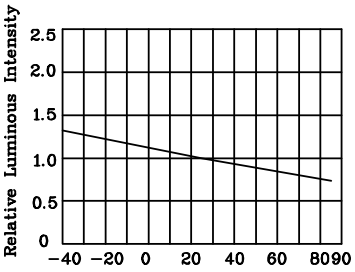

LUMINOUS INTENSITY Vs.
AMBIENT TEMPERATURE

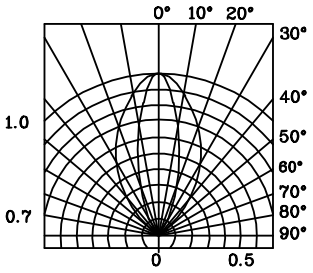

SPATIAL DISTRIBUTION

Remarks:

If special sorting is required (e.g. binning based on forward voltage,luminous intensity, or wavelength), the typical accuracy of the sorting process is as follows:

1. Wavelength: +/-1nm
2. Luminous Intensity: +/-15%
3. Forward Voltage: +/-0.1V

Note: Accuracy may depend on the sorting parameters.