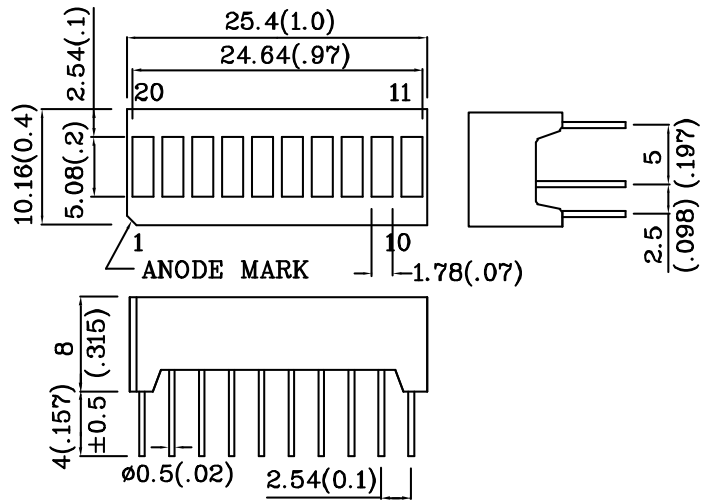
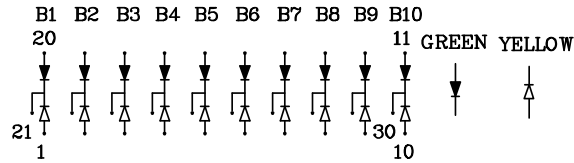


Features

- SUITABLE FOR LEVEL INDICATORS.
- LOW CURRENT OPERATION.
- EXCELLENT ON/OFF CONTRAST.
- WIDE VIEWING ANGLE.
- END STACKABLE.
- MECHANICALLY RUGGED.
- BI-COLOR VERSION AVAILABLE.
- DIFFERENT COLORS IN ONE UNIT AVAILABLE.
- STANDARD : GRAY FACE, WHITE SEGMENT.
- RoHS COMPLIANT.



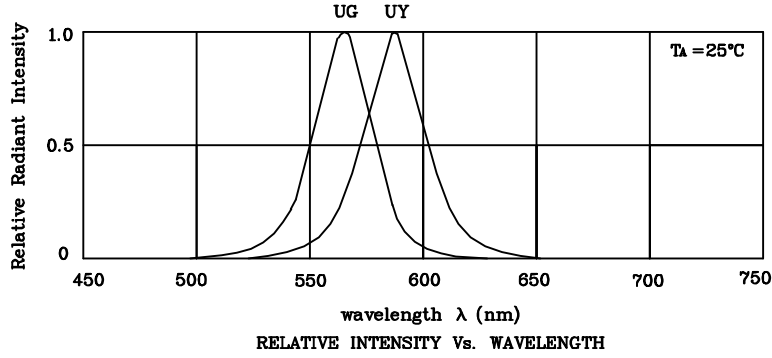
Notes:

1. All dimensions are in millimeters (inches).
2. Tolerance is $\pm 0.25(0.01)$ " unless otherwise noted.

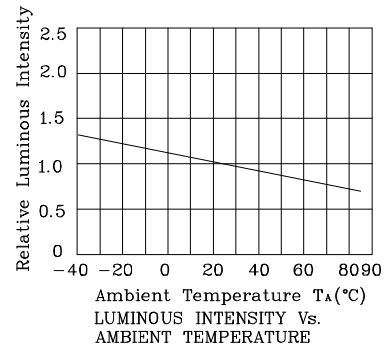
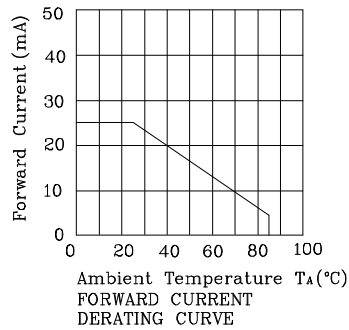
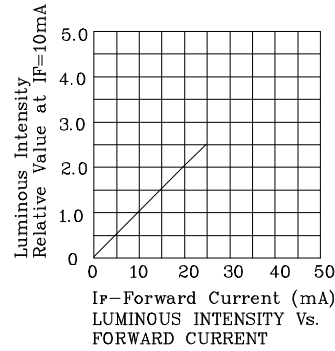
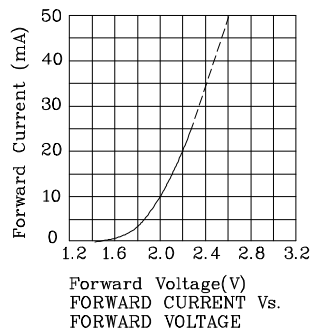
Absolute Maximum Ratings (TA=25°C)		UG (GaP)	UY (GaAsP /GaP)	Unit
Reverse Voltage	VR	5	5	V
Forward Current	IF	25	30	mA
Forward Current (peak) 1/10Duty Cycle 0.1ms Pulse Width	iFS	140	140	mA
Power Dissipation	PT	105	105	mW
Operating Temperature	TA	-40 ~ +85		°C
Storage Temperature	Tstg	-40 ~ +85		
Lead Solder Temperature [2mm below package base]	260°C For 5 Seconds			

Operating Characteristics (TA=25°C)		UG (GaP)	UY (GaAsP/ GaP)	Unit
Forward Voltage (typ.) (IF=10mA)	VF	2.0	1.95	V
Forward Voltage (max.) (IF=10mA)	VF	2.5	2.5	V
Reverse Current (VR=5V)	IR	10	10	uA
Wavelength of Peak Emission (IF=10mA)	λP	565	590	nm
Wavelength of Dominant Emission (IF=10mA)	λD	568	588	nm
Spectral Line Full Width At Half-Maximum (IF=10mA)	$\Delta\lambda$	30	35	nm
Capacitance (VF=0V, f=1MHz)	C	15	20	pF

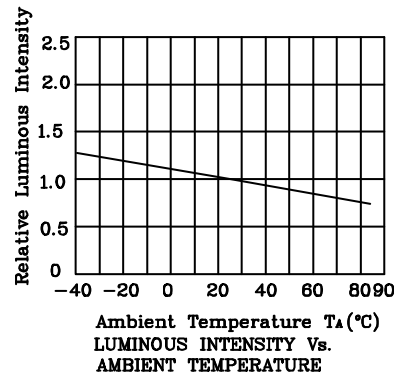
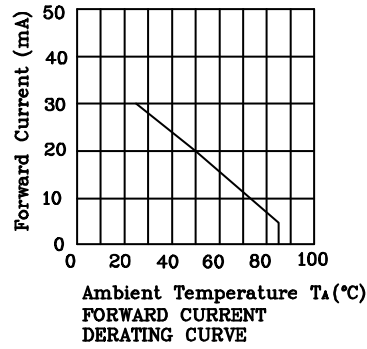
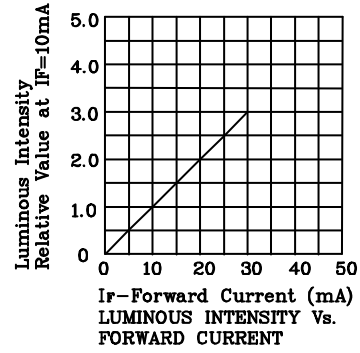
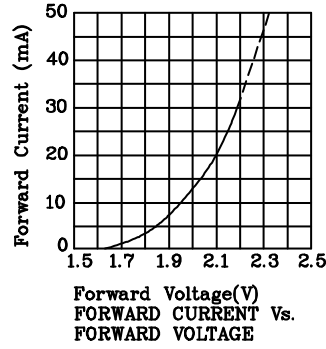
Part Number	Emitting Color	Emitting Material	Luminous Intensity (IF=10mA) ucd		Wavelength nm λP	Description
			min.	typ.		
XGUGUYX10D	Green	GaP	1900	9490	565	10 Segments Bargraph-Display
	Yellow	GaAsP/GaP	1900	8990	590	



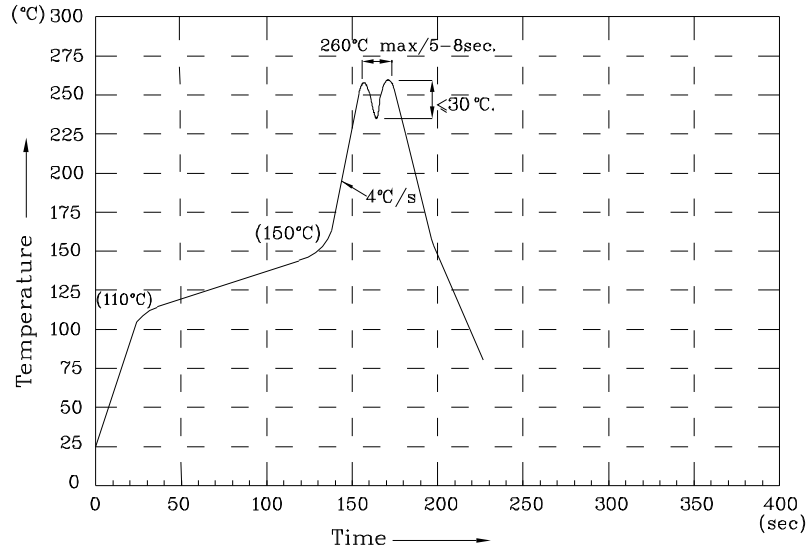
❖ UG



❖ UY



Wave Soldering Profile For Lead-free Through-hole LED.



NOTES:

- 1.Recommend the wave temperature 245°C~260°C.The maximum soldering temperature should be less than 260°C.
- 2.Do not apply stress on epoxy resins when temperature is over 85 degree°C.
- 3.The soldering profile apply to the lead free soldering (Sn/Cu/Ag alloy).
- 4.No more than once.

Remarks:

If special sorting is required (e.g. binning based on forward voltage, luminous intensity, or wavelength), the typical accuracy of the sorting process is as follows:

1. Wavelength: +/-1nm
2. Luminous Intensity: +/-15%
3. Forward Voltage: +/-0.1V

Note: Accuracy may depend on the sorting parameters.