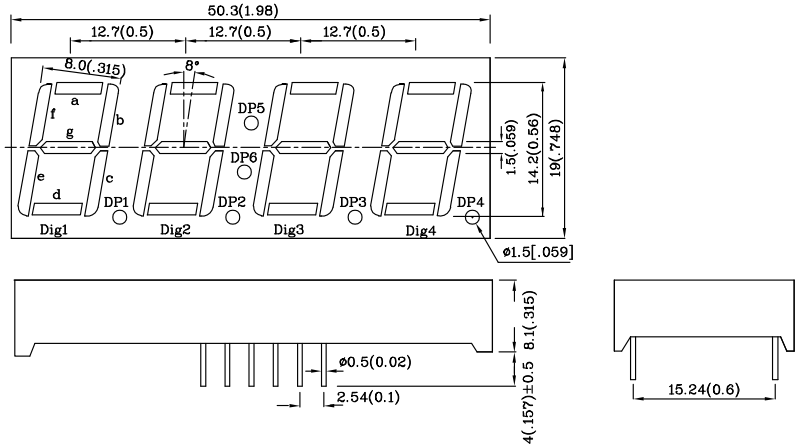
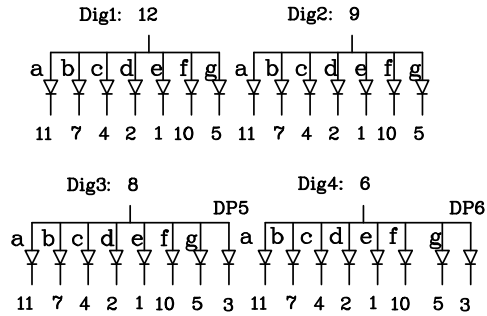


Features

- 0.56 INCH DIGIT HEIGHT.
- LOW CURRENT OPERATION.
- EXCELLENT CHARACTER APPEARANCE.
- EASY MOUNTING ON P.C. BOARDS OR SOCKETS.
- I.C. COMPATIBLE.
- MECHANICALLY RUGGED.
- STANDARD : GRAY FACE, WHITE SEGMENT.
- RoHS COMPLIANT.



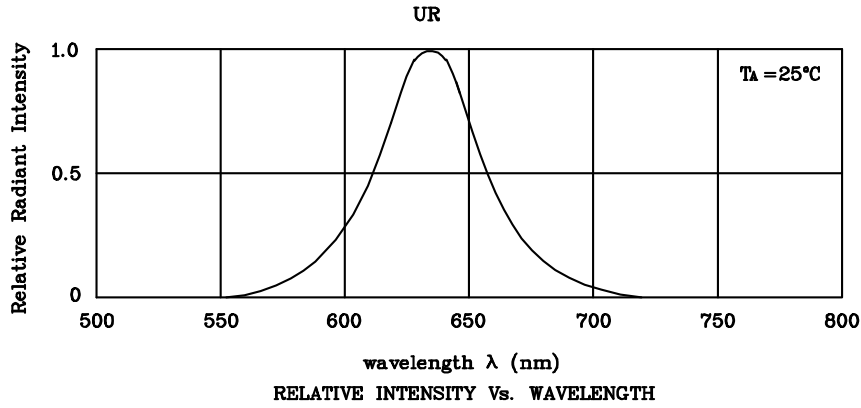
Notes:

1. All dimensions are in millimeters (inches).
2. Tolerance is $\pm 0.25(0.01)$ " unless otherwise noted.

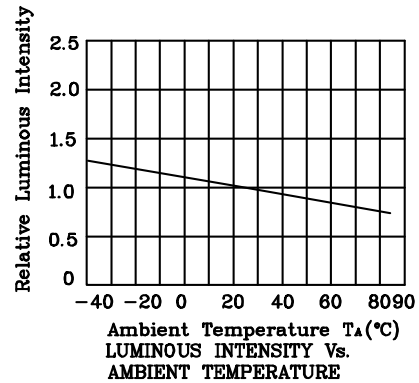
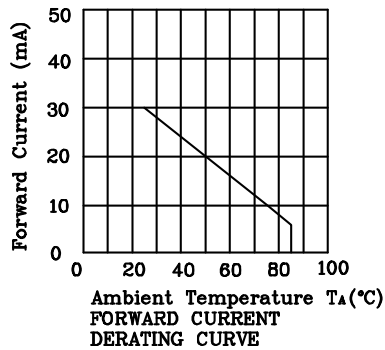
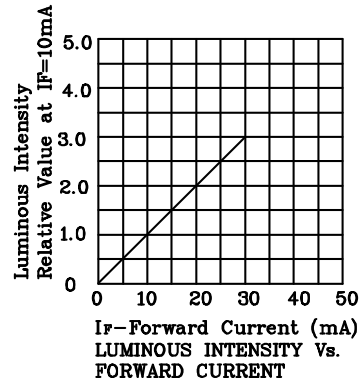
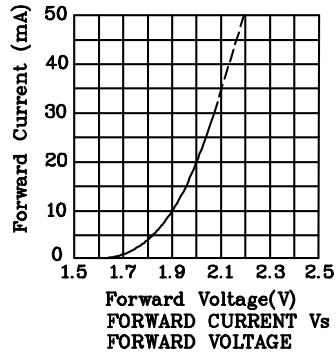
Absolute maximum ratings (TA=25°C)	UR (GaAsP/GaP)	Unit
Reverse Voltage	V _R	5 V
Forward Current	I _F	30 mA
Forward Current (Peak) 1/10 Duty Cycle 0.1ms Pulse Width	i _{FS}	160 mA
Power Dissipation	P _T	105 mW
Operating Temperature	T _A	-40 ~ +85 °C
Storage Temperature	T _{stg}	-40 ~ +85 °C
Lead Solder Temperature [2mm Below Package Base]	260°C For 5 Seconds	

Operating Characteristics (TA=25°C)	UR (GaAsP/GaP)	Unit
Forward Voltage (Typ.) (I _F =10mA)	V _F	1.9 V
Forward Voltage (Max.) (I _F =10mA)	V _F	2.5 V
Reverse Current (V _R =5V)	I _R	10 uA
Wavelength of Peak Emission (I _F =10mA)	λ _p	627 nm
Wavelength of Dominant Emission (I _F =10mA)	λ _D	625 nm
Spectral Line Full Width At Half-Maximum (I _F =10mA)	Δλ	45 nm
Capacitance (V _F =0V, f=1MHz)	C	15 pF

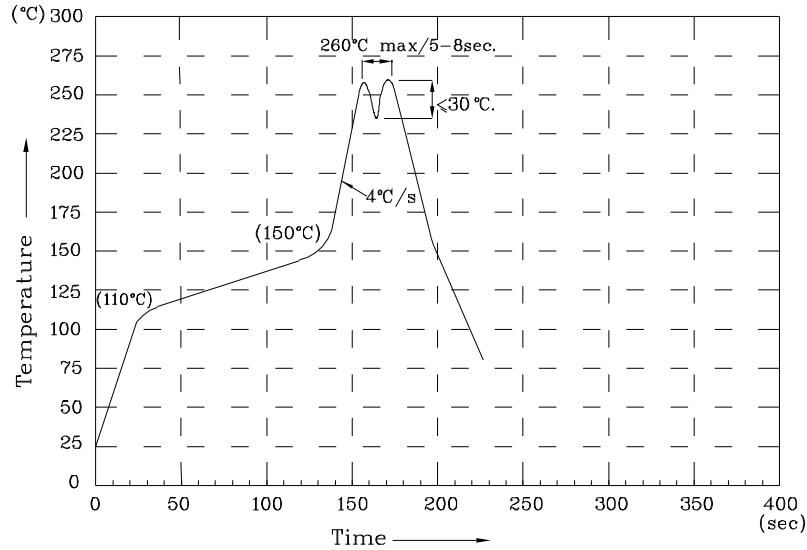
Part Number	Emitting Color	Emitting Material	Luminous Intensity (I _F =10mA) ucd	Wavelength nm λ _P	Description	
			min.	typ.		
XDUR14A4-1A	Red	GaAsP/GaP	1200	6390	627	Common Anode



❖ UR



Wave Soldering Profile For Lead-free Through-hole LED.



NOTES:

- 1.Recommend the wave temperature 245°C~260°C.The maximum soldering temperature should be less than 260°C.
- 2.Do not apply stress on epoxy resins when temperature is over 85 degree°C.
- 3.The soldering profile apply to the lead free soldering (Sn/Cu/Ag alloy).
- 4.No more than once.

Remarks:

If special sorting is required (e.g. binning based on forward voltage, luminous intensity, or wavelength), the typical accuracy of the sorting process is as follows:

1. Wavelength: +/-1nm
2. Luminous Intensity: +/-15%
3. Forward Voltage: +/-0.1V

Note: Accuracy may depend on the sorting parameters.