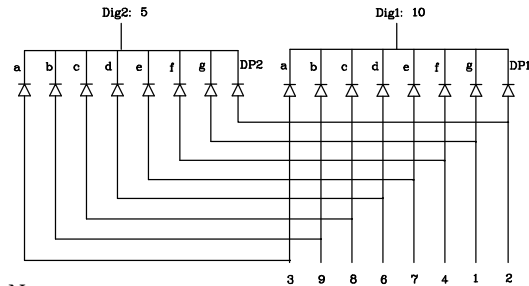
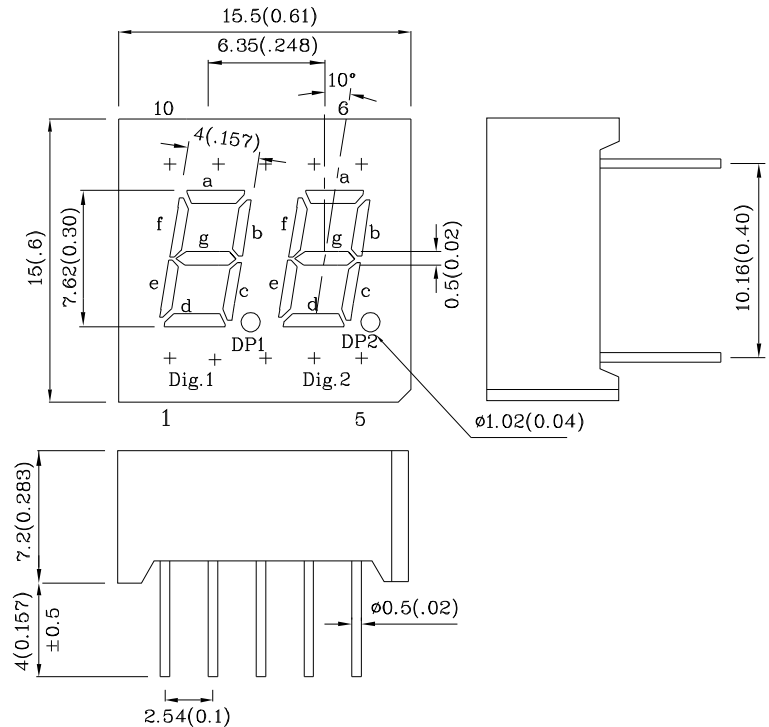


**Features**

- 0.3 INCH DIGIT HEIGHT.
- LOW CURRENT OPERATION.
- EXCELLENT CHARACTER APPEARANCE.
- EASY MOUNTING ON P.C. BOARDS OR SOCKETS.
- TWO DIGIT PACKAGE SIMPLIFIES ALIGNMENTS & ASSEMBLY.
- I.C. COMPATIBLE.
- CATEGORIZED FOR LUMINOUS INTENSITY.
- MECHANICALLY RUGGED.
- STANDARD : GRAY FACE, WHITE SEGMENT.
- RoHS COMPLIANT.



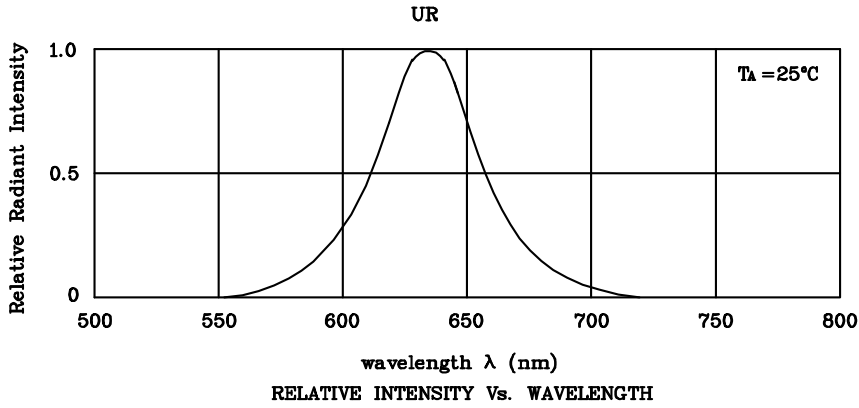
Notes:

1. All dimensions are in millimeters (inches).
2. Tolerance is  $\pm 0.25(0.01)$  unless otherwise noted.

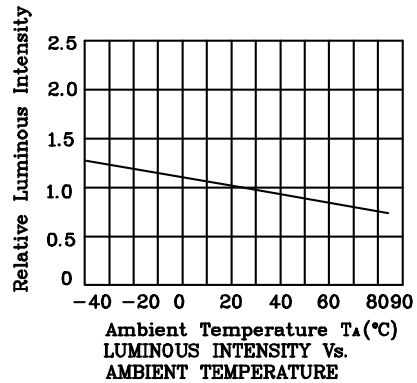
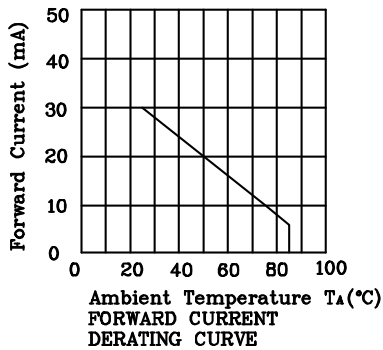
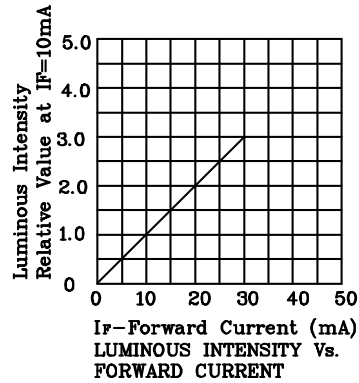
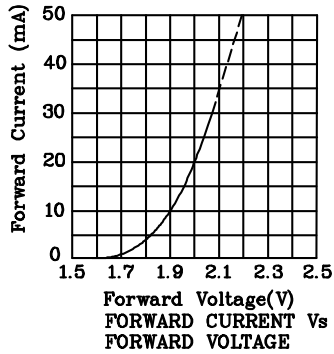
Absolute maximum ratings ( $T_A=25^\circ\text{C}$ )	UR (GaAsP/GaP)	Unit
Reverse Voltage	$V_R$	5 V
Forward Current	$I_F$	30 mA
Forward Current (Peak) 1/10 Duty Cycle 0.1ms Pulse Width	$i_{FS}$	160 mA
Power Dissipation	$P_T$	105 mW
Operating Temperature	$T_A$	-40 ~ +85
Storage Temperature	$T_{stg}$	-40 ~ +85
Lead Solder Temperature [2mm Below Package Base]	260°C For 5 Seconds	

Operating Characteristics ( $T_A=25^\circ\text{C}$ )	UR (GaAsP/GaP)	Unit
Forward Voltage (Typ.) ( $I_F=10\text{mA}$ )	$V_F$	1.9 V
Forward Voltage (Max.) ( $I_F=10\text{mA}$ )	$V_F$	2.5 V
Reverse Current ( $V_R=5\text{V}$ )	$I_R$	10 $\mu\text{A}$
Wavelength of Peak Emission ( $I_F=10\text{mA}$ )	$\lambda_p$	627 nm
Wavelength of Dominant Emission ( $I_F=10\text{mA}$ )	$\lambda_D$	625 nm
Spectral Line Full Width At Half-Maximum ( $I_F=10\text{mA}$ )	$\Delta\lambda$	45 nm
Capacitance ( $V_F=0\text{V}$ , $f=1\text{MHz}$ )	$C$	15 pF

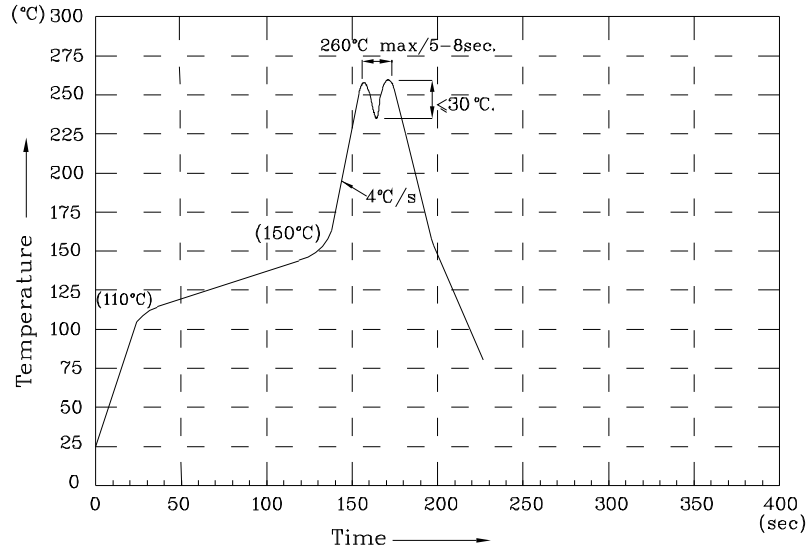
Part Number	Emitting Color	Emitting Material	Luminous Intensity ( $I_F=10\text{mA}$ ) ucd	Wavelength nm $\lambda_P$	Description	
			min.	typ.		
XDUR07C2-A	Red	GaAsP/GaP	800	1890	627	Common Cathode, Rt. Hand Decimal



❖ UR



Wave Soldering Profile For Lead-free Through-hole LED.



NOTES:

1. Recommend the wave temperature 245°C~260°C. The maximum soldering temperature should be less than 260°C.
2. Do not apply stress on epoxy resins when temperature is over 85 degree°C.
3. The soldering profile apply to the lead free soldering (Sn/Cu/Ag alloy).
4. No more than once.

Remarks:

If special sorting is required (e.g. binning based on forward voltage, luminous intensity, or wavelength), the typical accuracy of the sorting process is as follows:

1. Wavelength: +/-1nm
2. Luminous Intensity: +/-15%
3. Forward Voltage: +/-0.1V

Note: Accuracy may depend on the sorting parameters.