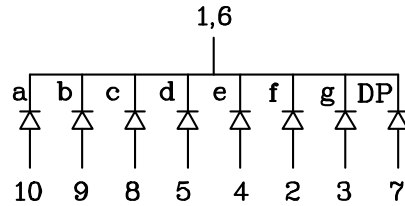
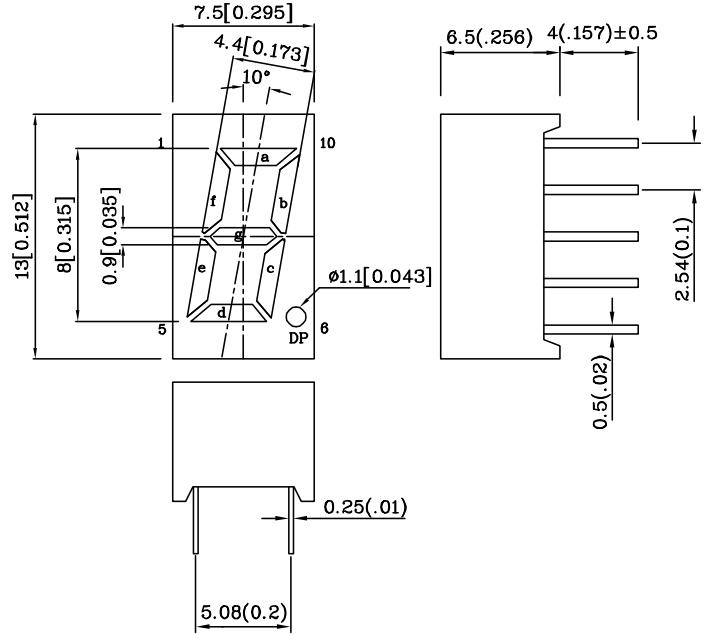


**Features**

- 0.32 INCH DIGIT HEIGHT.
- LOW CURRENT OPERATION.
- EXCELLENT CHARACTER APPEARANCE.
- EASY MOUNTING ON P.C. BOARDS OR SOCKETS.
- I.C. COMPATIBLE.
- MECHANICALLY RUGGED.
- STANDARD : GRAY FACE, WHITE SEGMENT.
- RoHS COMPLIANT.



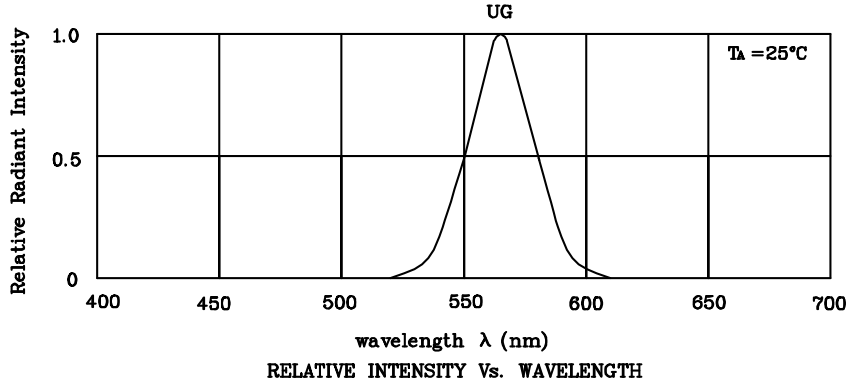
Notes:

1. All dimensions are in millimeters (inches).
2. Tolerance is ± 0.25(0.01") unless otherwise noted.

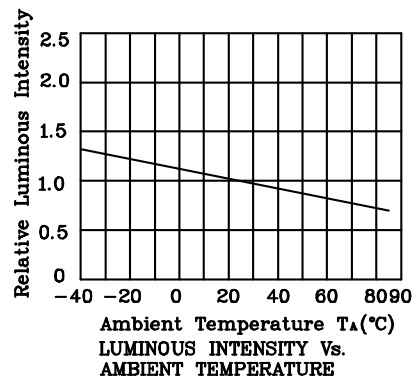
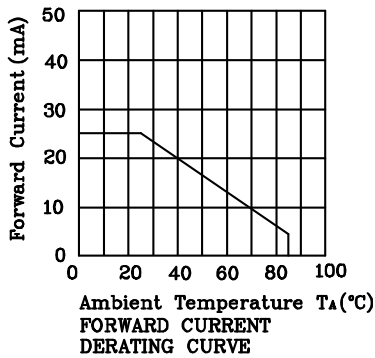
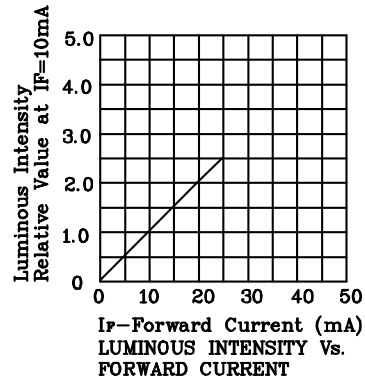
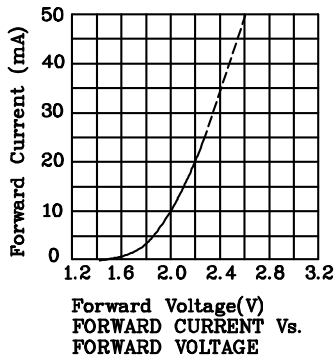
Absolute Maximum Ratings (TA=25°C)		UG (GaP)	Unit
Reverse voltage	V <sub>R</sub>	5	V
Forward current	I <sub>F</sub>	25	mA
Forward current (peak) 1/10Duty cycle 0.1ms pulse width	i <sub>FS</sub>	140	mA
Power dissipation	P <sub>T</sub>	105	mW
Operating temperature	T <sub>A</sub>	-40 ~ +85	°C
Storage temperature	T <sub>stg</sub>	-40 ~ +85	
Lead solder temperature [2mm below package base]	260°C For 5 Seconds		

Operating Characteristics (TA=25°C)		UG (GaP)	Unit
Forward Voltage (Typ.) (I <sub>F</sub> =10mA)	V <sub>F</sub>	2.0	V
Forward Voltage (Max.) (I <sub>F</sub> =10mA)	V <sub>F</sub>	2.5	V
Reverse Current (V <sub>R</sub> =5V)	I <sub>R</sub>	10	µA
Wavelength of Peak Emission (I <sub>F</sub> =10mA)	λ peak	565	nm
Wavelength of Dominant Emission (I <sub>F</sub> =10mA)	λ D	568	nm
Spectral Line Full Width At Half-Maximum (I <sub>F</sub> =10mA)	Δλ	30	nm
Capacitance (V <sub>F</sub> =0V, f=1MHz)	C	15	pF

Part Number	Emitting Color	Emitting Material	Luminous Intensity (I <sub>F</sub> =10mA) ucd	Wavelength nm λ P	Description
			min.      typ.		
XDUG06C	Green	GaP	1900      8427	565	Common Cathode.Rt.Hand Decimal

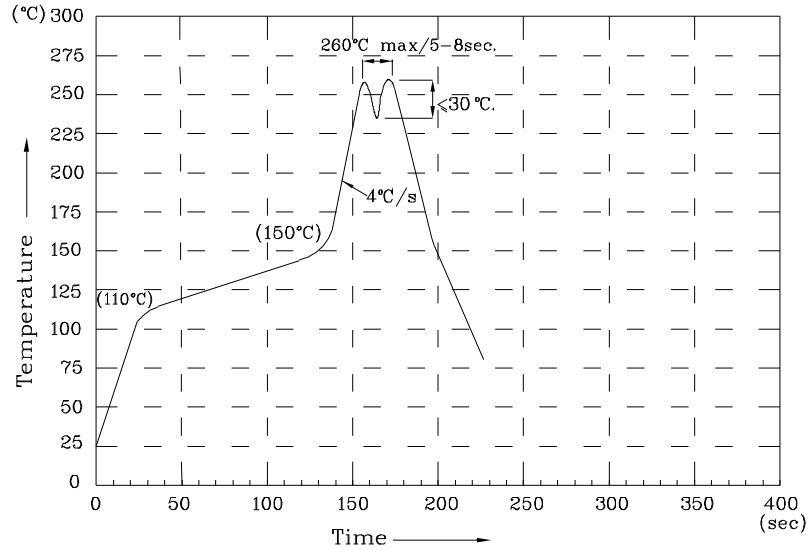


❖ UG



**XDUG06C**

Wave Soldering Profile For Lead-free Through-hole LED.



NOTES:

1. Recommend the wave temperature 245°C~260°C. The maximum soldering temperature should be less than 260°C.
2. Do not apply stress on epoxy resins when temperature is over 85 degree°C.
3. The soldering profile apply to the lead free soldering (Sn/Cu/Ag alloy).
4. No more than once.

Remarks:

If special sorting is required (e.g. binning based on forward voltage, luminous intensity, or wavelength), the typical accuracy of the sorting process is as follows:

1. Wavelength: +/-1nm
2. Luminous Intensity: +/-15%
3. Forward Voltage: +/-0.1V

Note: Accuracy may depend on the sorting parameters.