SunLED
www.SunLED.com

Part Number: **XDMR76C**

76.2mm (3.0INCH) SINGLE DIGIT DISPLAY

Features

- 3.0 INCH DIGIT HEIGHT.
- LOW CURRENT OPERATION.
- EXCELLENT CHARACTER APPEARANCE.
- EASY MOUNTING ON P.C. BOARDS OR SOCKETS.
- I.C. COMPATIBLE.
- CATEGORIZED FOR LUMINOUS INTENSITY.
- MECHANICALLY RUGGED.
- STANDARD : GRAY FACE, WHITE SEGMENT.
- RoHS COMPLIANT.

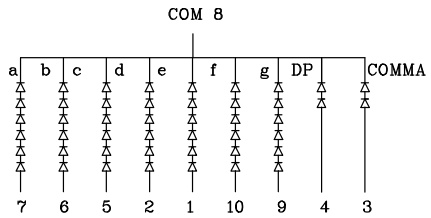

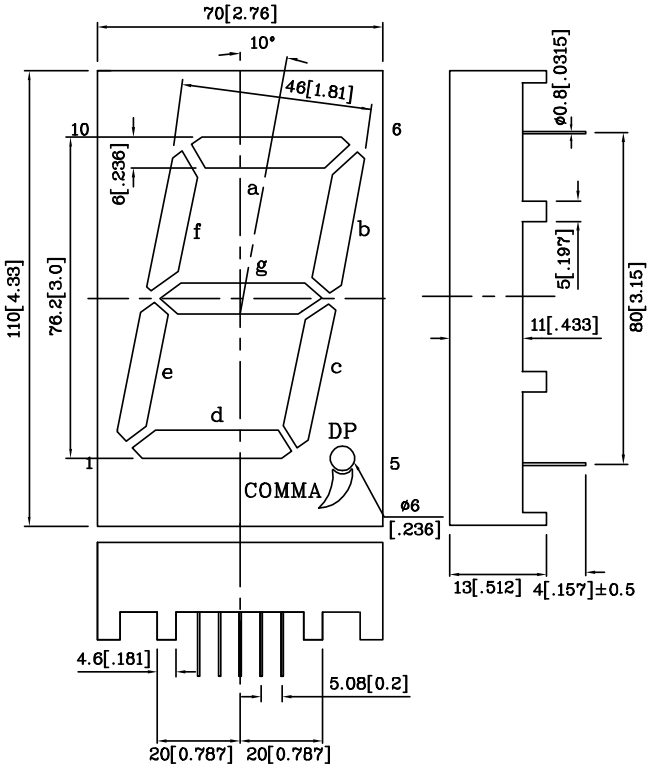

Notes:

1. All dimensions are in millimeters (inches).
2. Tolerance is ± 0.25(0.01") unless otherwise noted.

Absolute maximum ratings (T_A=25°C)		MR (GaAlAs)	Unit
Reverse Voltage Per Segment or (Dp and Comma)	V_R	30 (10)	V
Forward Current Per Segment or (Dp and Comma)	I_F	30 (30)	mA
Forward Current (Peak) Per Segment or (Dp and Comma) 1/10 Duty Cycle 0.1ms Pulse Width	i_{FS}	155 (155)	mA
Power Dissipation Per Segment or (Dp and Comma)	P_T	450 (150)	mW
Operating Temperature	T_A	-40 ~ +85	°C
Storage Temperature	Tstg	-40 ~ +85	
Lead Solder Temperature [2mm Below Package Base]	260°C For 5 Seconds		

Operating Characteristics (TA=25°C)		MR (GaAlAs)	Unit
Forward Voltage (Typ.) Per Segment or (Dp and Comma) (I_F=10mA)	V_F	10.8 (3.6)	V
Forward Voltage (Max.) Per Segment or (Dp and Comma) (I_F=10mA)	V_F	15.0 (5.0)	V
Reverse Current Per Segment or (Dp and Comma) (V_R=30(10)V)	I_R	10 (10)	uA
Wavelength of Peak Emission (I_F=10mA)	λ P	660	nm
Wavelength of Dominant Emission (I_F=10mA)	λ D	640	nm
Spectral Line Full Width At Half-Maximum (I_F=10mA)	Δλ	20	nm
Capacitance (V_F=0V, f=1MHz)	C	45	pF

Part Number	Emitting Color	Emitting Material	Luminous Intensity (IF=10mA) ucd min.	Luminous Intensity (IF=10mA) ucd typ.	Wavelength nm λ P	Description
XDMR76C	Red	GaAlAs	44000	283990	660	Common Cathode, Rt. Hand Decimal

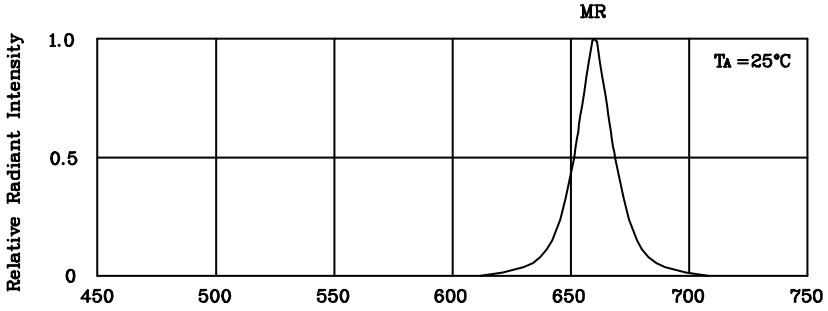

RELATIVE INTENSITY Vs. WAVELENGTH

❖ MR

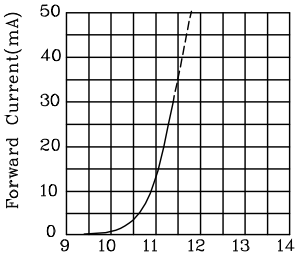

FORWARD CURRENT Vs
FORWARD VOLTAGE

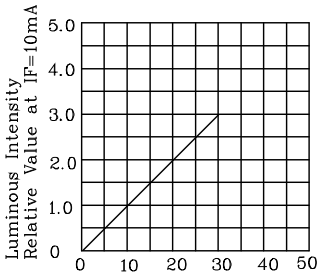

LUMINOUS INTENSITY Vs.
FORWARD CURRENT

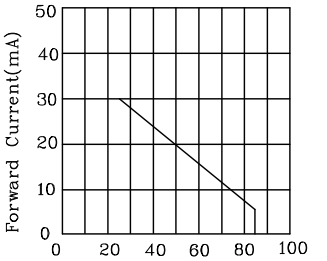

FORWARD CURRENT
DERATING CURVE

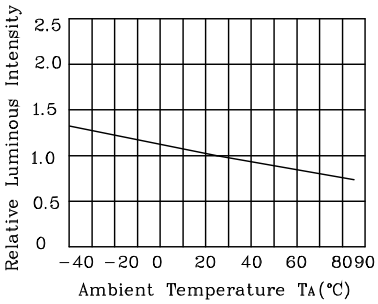

LUMINOUS INTENSITY Vs.
AMBIENT TEMPERATURE

Remarks:

If special sorting is required (e.g. binning based on forward voltage, luminous intensity or wavelength), the typical accuracy of the sorting process is as follows:

1. Wavelength: +/-1nm
2. Luminous Intensity: +/-15%
3. Forward Voltage: +/-0.1V

Note: Accuracy may depend on the sorting parameters.

XDMR76C

Wave Soldering Profile For Lead-free Through-hole LED.

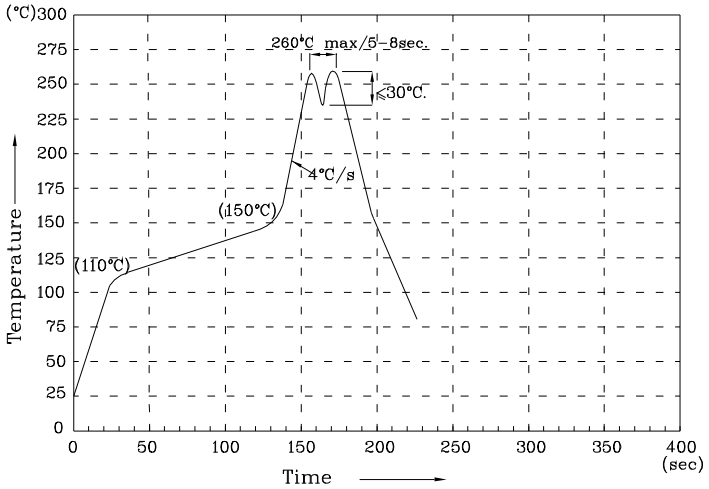

NOTES:

1. Recommend the wave temperature 245°C~260°C. The maximum soldering temperature should be less than 260°C.
2. Do not apply stress on epoxy resins when temperature is over 85 degree°C.
3. The soldering profile apply to the lead free soldering (Sn/Cu/Ag alloy).
4. No more than once.