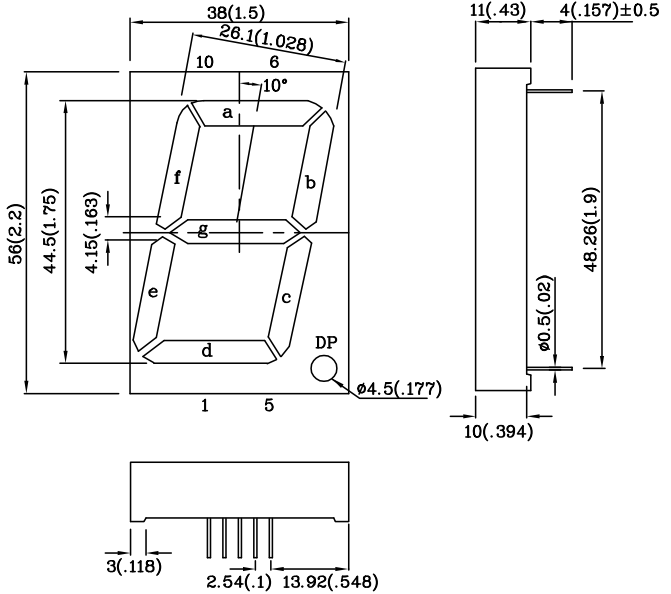
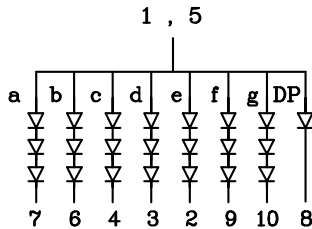


Features

- 1.8 INCH DIGIT HEIGHT.
- LOW CURRENT OPERATION.
- EXCELLENT CHARACTER APPEARANCE.
- EASY MOUNTING ON P.C. BOARDS OR SOCKETS.
- I.C. COMPATIBLE.
- CATEGORIZED FOR LUMINOUS INTENSITY.
- MECHANICALLY RUGGED.
- STANDARD : GRAY FACE, WHITE SEGMENT.
- RoHS COMPLIANT.



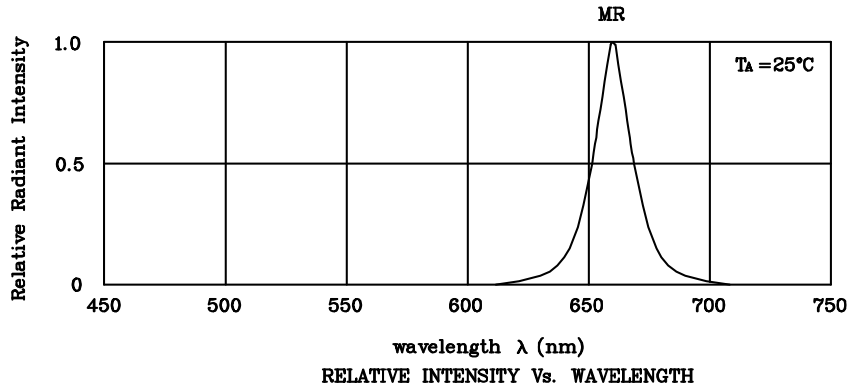
Notes:

1. All dimensions are in millimeters (inches).
2. Tolerance is $\pm 0.25(0.01")$ unless otherwise noted.

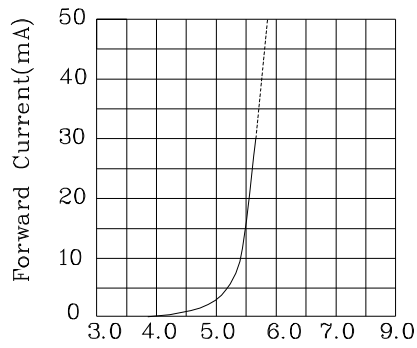
Absolute Maximum Ratings (TA=25°C)		MR (GaAlAs)	Unit
Reverse Voltage Per Segment (DP)	VR	15 (5)	V
Forward Current Per Segment (DP)	IF	30	mA
Forward Current (peak) Per Segment (DP) 1/10Duty Cycle 0.1ms Pulse Width	iFS	155	mA
Power Dissipation Per Segment (DP)	PT	225 (100)	mW
Operating Temperature	TA	-40 ~ +85	°C
Storage Temperature	Tstg	-40 ~ +85	
Lead Solder Temperature [2mm below package base]	260°C For 5 Seconds		

Operating Characteristics (TA=25°C)		MR (GaAlAs)	Unit
Forward Voltage (typ.) Per Segment (DP) (IF=10mA)	VF	5.4(1.8)	V
Forward Voltage (max.) Per Segment (DP) (IF=10mA)	VF	7.5(2.5)	V
Reverse Current Per Segment (DP) VR=15V (VR=5V)	IR	10	uA
Wavelength of Peak Emission (IF=10mA)	λP	660	nm
Wavelength of Dominant Emission (IF=10mA)	λD	640	nm
Spectral Line Full Width At Half-Maximum (IF=10mA)	$\Delta\lambda$	20	nm
Capacitance (VF=0V, f=1MHz)	C	45	pF

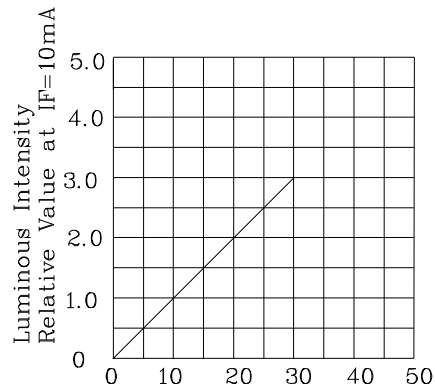
Part Number	Emitting Color	Emitting Material	Luminous Intensity (IF=10mA) ucd		Wavelength nm λP	Description
			min.	typ.		
XDMR46A	Red	GaAlAs	18000	74990	660	Common Anode, Rt. Hand Decimal



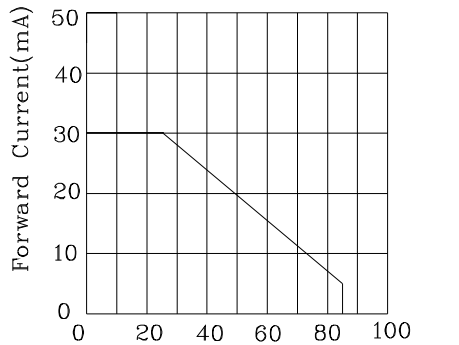
❖ MR



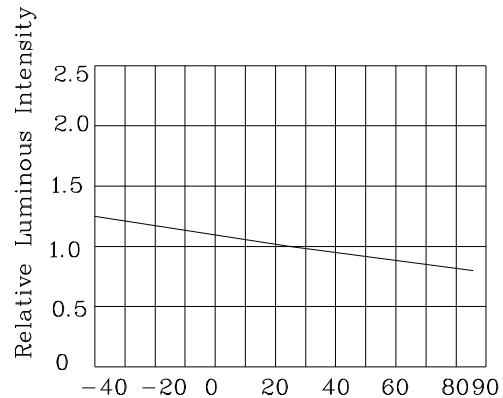
FORWARD CURRENT Vs
FORWARD VOLTAGE



LUMINOUS INTENSITY Vs.
FORWARD CURRENT

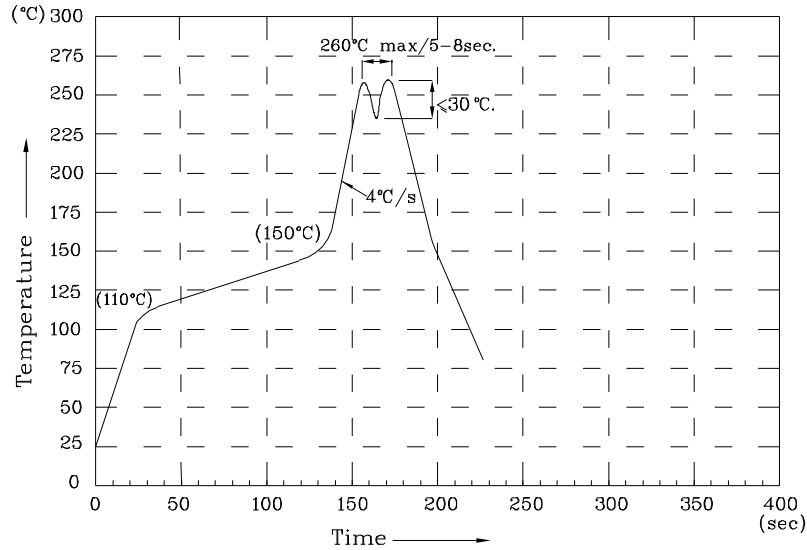


FORWARD CURRENT
DERATING CURVE



LUMINOUS INTENSITY Vs.
AMBIENT TEMPERATURE

Wave Soldering Profile For Lead-free Through-hole LED.



NOTES:

- 1.Recommend the wave temperature 245°C~260°C.The maximum soldering temperature should be less than 260°C.
- 2.Do not apply stress on epoxy resins when temperature is over 85 degree°C.
- 3.The soldering profile apply to the lead free soldering (Sn/Cu/Ag alloy).
- 4.No more than once.

Remarks:

If special sorting is required (e.g. binning based on forward voltage, luminous intensity, or wavelength), the typical accuracy of the sorting process is as follows:

1. Wavelength: +/-1nm
2. Luminous Intensity: +/-15%
3. Forward Voltage: +/-0.1V

Note: Accuracy may depend on the sorting parameters.