SunLED
www.SunLED.com

Part Number: **XBMR01D**

10mm ROUND, BLINKING LED LAMP

Features

- 10mm DIAMETER BIG LAMP WITH BUILT-IN BLINKING IC.
- OPERATION VOLTAGE FROM 3.5V to 14V.
- BLINKING FREQUENCY FROM 3.0Hz to 1.5Hz.
- RoHS COMPLIANT.

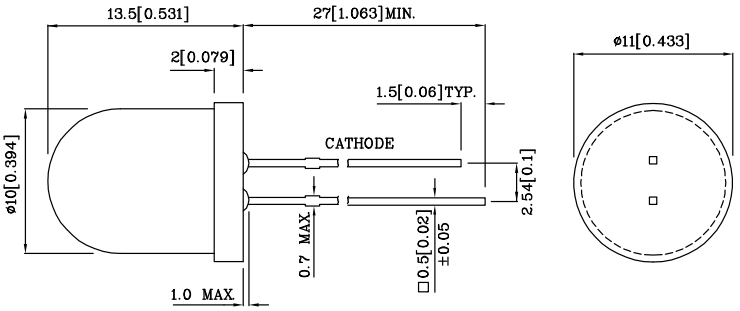

Notes:

1. All dimensions are in millimeters (inches).
2. Tolerance is ± 0.25(0.01") unless otherwise noted.

Absolute Maximum Ratings (T_A=25°C)		**MR (GaAlAs)**	**Unit**
Reverse Voltage	V_R	0.5	V
Forward Voltage	V_F	14	V
Power Dissipation	P_T	310	mW
Operating Temperature	T_A	-40 ~ +70	°C
Storage Temperature	Tstg	-40 ~ +85	
Lead Solder Temperature [2mm Below Package Base]	260°C For 3 Seconds		
Lead Solder Temperature [5mm Below Package Base]	260°C For 5 Seconds		

Operating Characteristics (TA=25°C)		**MR (GaAlAs)**	**Unit**
Forward Current (Min.) (VF=3.5V)	I_F	8	mA
Forward Current (Typ.) (VR=5V)	I_F	22	mA
Supply Current VF=3.5V	I_{SON}	8	mA
Supply Current VF=14V	I_{SON}	44	mA
Blink Frequency VF=3.5V	f	3	Hz
Blink Frequency VF=14V	f	1.5	Hz
Wavelength of Peak Emission	λ P	660	nm
Wavelength of Dominant Emission	λ D	640	nm
Spectral Line Half-Width	Δλ	20	nm

Part Number	Emitting Color	Emitting Material	Lens-color	Luminous Intensity (V= 9V) mcd		Wavelength nm λ P	Viewing Angle 2 θ 1/2
				min.	typ.		
XBMR01D	Red	GaAlAs	Red Diffused	110	297	660	60°

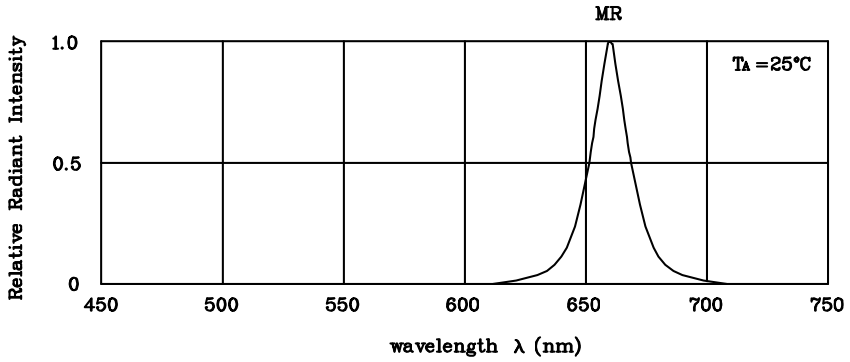

RELATIVE INTENSITY Vs. WAVELENGTH

❖ **MR**

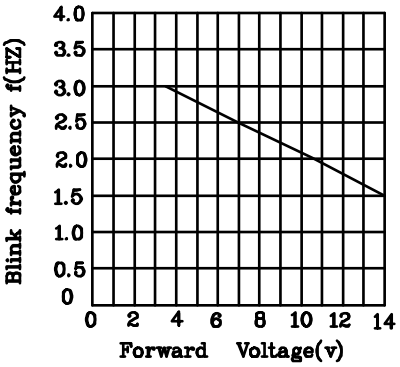

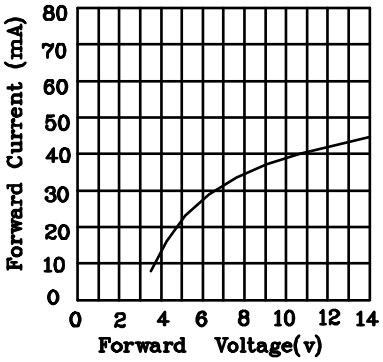

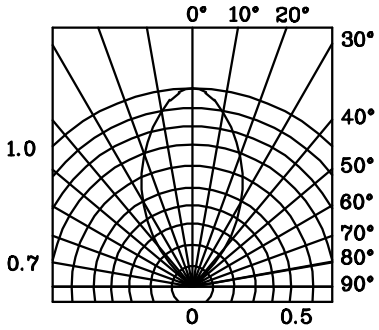

SPATIAL DISTRIBUTION

Wave Soldering Profile For Lead-free Through-hole LED.

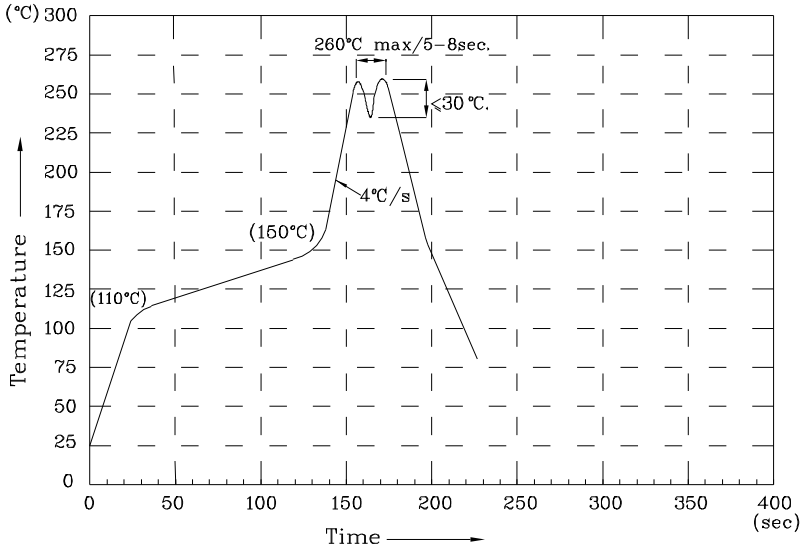

NOTES:

1. Recommend the wave temperature 245℃~260℃. The maximum soldering temperature should be less than 260℃.
2. Do not apply stress on epoxy resins when temperature is over 85 degree℃.
3. The soldering profile apply to the lead free soldering (Sn/Cu/Ag alloy).
4. No more than once.