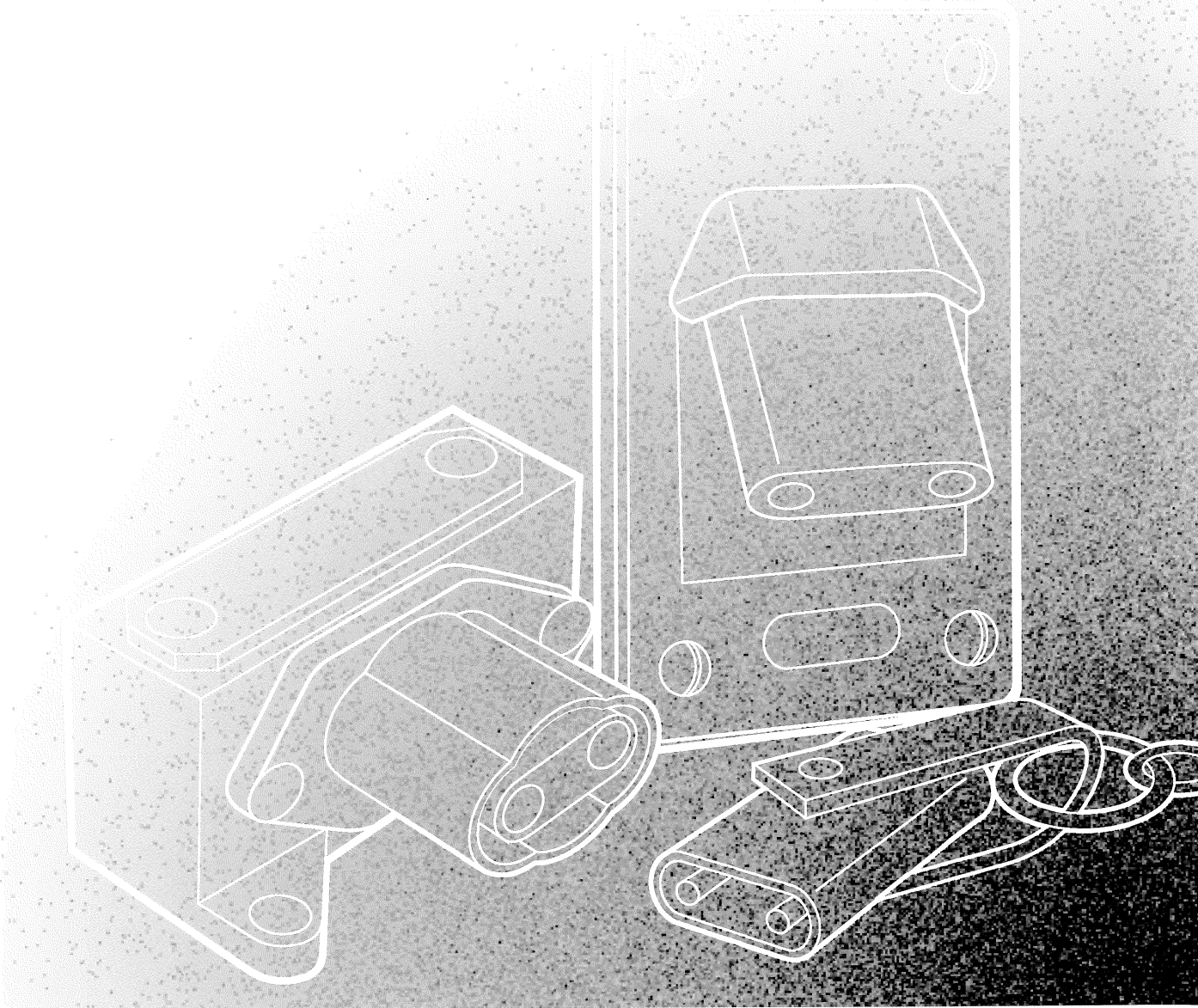


Crouse-Hinds Molded Products Press Safety Plug



Crouse-Hinds Press Safety Plug for maximum in press safety.

ELECTRICAL PARAMETERS

**-2- contacts-jumpered #12 AWG conductor
up to 600 Volts 25 Amps.**

Federal Laws (Occupational Safety and Health Administration, OSHA Standards) require large welding machines, presses and other large machines to be provided with positive means of removing power while the equipment is out of service or during repair:

Forging Presses

The ram shall be blocked when dies are being changed or other work is being done...When dies are being changed or maintenance is being performed...the power to the press shall be locked out and the ram shall be blocked...

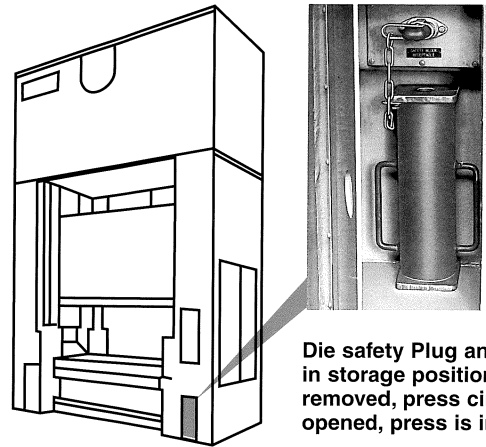
Welding Presses

On large machines, four safety pins with plugs and receptacles (one on each corner) shall be provided so that when safety pins are removed and inserted in the ram or platen, the press becomes inoperative.

Barrier Guards (Safety Gates)

An interlocked press barrier guard shall be attached to the press frame or bolster and shall be interlocked with the press clutch control...

Crouse-Hinds Safety Plugs have provided such protection in thousands of installations in the metal fabricating industry for many years.



The receptacle is wired in-line with the machine control circuitry. The shorting plug is secured to safety equipment by a short length of chain. When the internally jumpered plug is engaged, it completes the circuit permitting the equipment to function.

The removal of a die block, with attached safety plug, from its storage compartment opens the control circuitry, de-energizing the machine. Barrier guards or other protective devices must be positioned with attached safety plugs engaged before a machine can be started.

ORDERING DATA


DIMENSIONS	FEMALE RECEPTACLES		SHORTED MALE DUMMY PLUG WITH 1/0 CHAIN
	STRAIGHT (With or Without Wiring Box)	30° ANGLE (For Standard FS or FD Box)	
	<p>2 3/16" 3 7/8" 3 7/8" A Insert-Metal Shell Base</p>	<p>2 3/4" 4 9/16" 3 7/8" B</p>	<p>1 3/4" 3 1/4" 7/8" C</p>
STYLE I Yellow Neoprene Polarization 	X8381-1 (With Wiring Box) X8381-4 (W/O Wiring Box) 2 Pole	X8381-19 (W/O Wiring Box)	X8381-2 1 Ft. Chain X8381-7 2 Ft. Chain X8381-8 3 Ft. Chain
STYLE II Red Neoprene Polarization 	X8970-2 (With Wiring Box) X8970-5 (W/O Wiring Box) 2 Pole	X8970-4 (W/O Wiring Box)	X8970-6 1 Ft. Chain X8970-1 2 Ft. Chain X8970-7 3 Ft. Chain
STYLE III* Orange Neoprene Polarization 	X8976-6 (W/O Wiring Box) X8976-7 (With Wiring Box) 4 Pole	X8976-8 (W/O Wiring Box)	X8976-1 1 Ft. Chain X8976-2 2 Ft. Chain X8976-3 3 Ft. Chain

NOTE: Refer to price list for identification of stock items.

*Available in red and yellow.
Consult Factory for part numbers.

REPLACEMENT PARTS

X8381-3 Insert Only for X8381-1 or X8381-4
 X8970-3 Insert Only for X8970-2 or X8970-5
 X8976-5 Insert Only for X8976-6 or X8976-7
 SBM 4135 Wiring Box for Straight Receptacle



Crouse-Hinds reserves the right to alter or improve the design or construction of its products and to furnish them, when so altered, without reference to the illustrations or descriptions in this bulletin.

Distributed by:

For more information:

If further assistance is required, please contact an authorized Crouse-Hinds Distributor, Crouse-Hinds Sales Office or Crouse-Hinds Customer Service Department.

In the U.S.:

Crouse-Hinds Molded Products
 4758 Washington Street
 LaGrange, NC 28551
 (252) 566-3014
 FAX: (252) 566-9337

In Canada:

Crouse-Hinds Canada
 5925 McLaughlin Road
 Mississauga, Ontario
 Canada L5R 1B8
 (905) 507-4187
 FAX: (905) 501-4078

For the latest in new products and services, visit our web site at: www.crouse-hinds.com

Solutions. Worldwide.™