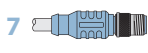
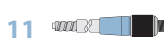
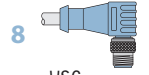
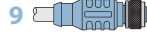
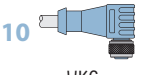

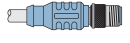
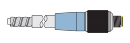

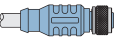
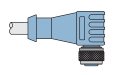


NETWORK WIRING

DeviceNet™, Cable/Cordset Selection Matrix

		eurofast® (Thin/Mid Only)				
		Pin (Male)			Socket (Female)	
		 7 RSC	 11 RSA	 8 WSC	 9 RKC	 10 WKC
 Bare		RSC 57x-*M	RSA 57x*-M	WSC 57x*-M	RKC 57x-*M	WKC 57x-*M
eurofast (Thin/Mid Only)	Pin (Male)	 7 RSC				
		RSC RSC 57x-*M		RSC WSC 57x-*M	RSC RKC 57x-*M	RSC WKC 57x-*M
	 11 RSA		RSA RSA 57x-*M			
	 8 WSC			WSC WSC 57x-*M	WSC RKC 57x-*M	WSC WKC 57x-*M
	Socket (Female)	 9 RKC				RKC RKC 57x-*M
	 10 WKC					WKC WKC 57x-*M

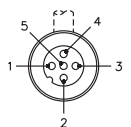
See pages H55 - H56 for dimensional drawings.

* Indicates length in meters.

x Indicates cable type.

Standard cable lengths are 1, 2, 4, 6, 8, 10, 15, and in +5 meter increments from there. Consult factory for other lengths.

For stainless steel coupling nuts change part number RSC ... to RSCV, WSM ... to WSV.

Pinouts	eurofast	
<ol style="list-style-type: none"> 1. Bare (Shield Drain Wire) 2. Red (+ Voltage) 3. Black (- Voltage) 4. White (CAN_H) 5. Blue (CAN_L) 	<p>Male</p> 	<p>Female</p> 