

Female insert - VS-MSTBVA 2,5/ 5-GB-5,08-RD-B - 1609581

Please be informed that the data shown in this PDF Document is generated from our Online Catalog. Please find the complete data in the user's documentation. Our General Terms of Use for Downloads are valid (<http://phoenixcontact.com/download>)

MSTB contact insert, for PCB assembly, 400 V, 5-pos., with straight solder pins, RAL 3000 (red), for panel mounting frame VS-PPC-F2-MSTB-...-1R-P



Key Commercial Data

Packing unit	50 STK
GTIN	 4 046356 175883

Technical data

General data

Number of positions	5
---------------------	---

Standards and Regulations

Connection in acc. with standard	CUL
Flammability rating according to UL 94	V0

Classifications

eCl@ss

eCl@ss 4.0	272607xx
eCl@ss 4.1	27260701
eCl@ss 5.0	27260701
eCl@ss 5.1	27260701
eCl@ss 6.0	27261204
eCl@ss 7.0	27440205
eCl@ss 8.0	27440205
eCl@ss 9.0	27440217

ETIM

ETIM 3.0	EC000438
ETIM 4.0	EC000438

Female insert - VS-MSTBVA 2,5/ 5-GB-5,08-RD-B - 1609581

Classifications

ETIM

ETIM 5.0	EC000438
----------	----------

UNSPSC

UNSPSC 6.01	31261501
UNSPSC 7.0901	31261501
UNSPSC 11	31261501
UNSPSC 12.01	31261501
UNSPSC 13.2	31261501

Approvals

Approvals

Approvals

UL Recognized / cUL Recognized / EAC / cULus Recognized

Ex Approvals

Approvals submitted

Approval details


UL Recognized	
Nominal current IN	16 A
Nominal voltage UN	400 V

cUL Recognized	
Nominal current IN	16 A
Nominal voltage UN	400 V

EAC

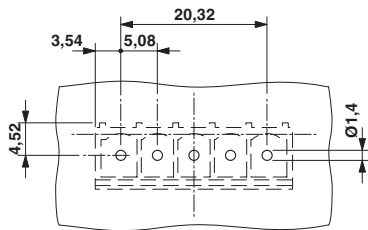
Female insert - VS-MSTBVA 2,5/ 5-GB-5,08-RD-B - 1609581

Approvals

cULus Recognized  US

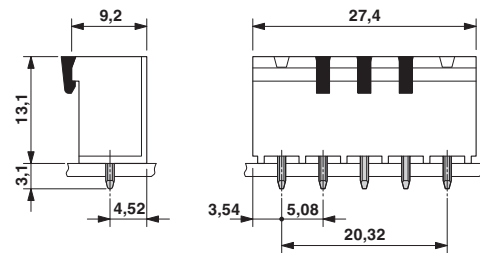
Drawings

Drilling diagram



Drilling diagram

Dimensional drawing



MSTB contact insert

Phoenix Contact 2016 © - all rights reserved
<http://www.phoenixcontact.com>

PHOENIX CONTACT GmbH & Co. KG
Flachsmarktstr. 8
32825 Blomberg
Germany
Tel. +49 5235 300
Fax +49 5235 3 41200
<http://www.phoenixcontact.com>