


StaticGuard Automotive Series



Multilayer Varistors for Automotive Applications



GENERAL DESCRIPTION

The StaticGuard Automotive Series are low capacitance versions of the TransGuard and are designed for general ESD protection of CMOS, Bi-Polar, and SiGe based systems. The low capacitance makes these products suitable for use in high speed data transmission lines.

FEATURES

- AEC Q200 Qualified
- ISO 7637 Pulse 1-3 capability
- Meet 27.5Vdc Jump Start requirements
- Multi-strike capability
- Sub 1nS response to ESD strike

HOW TO ORDER

VC	AS	06	LC	18	X	500	R	P
Varistor Chip	Series AS = Automotive	Case Size 04 = 0402 06 = 0603 08 = 0805	Low Cap Design	Working Voltage 18 = 18.0VDC	Energy Rating A = 0.10 Joules V = 0.02 Joules X = 0.05 Joules	Clamping Voltage 150 = 18V 200 = 22V 300 = 32V 400 = 42V 500 = 50V	Packaging (PCS/REEL) D = 1,000 R = 4,000 T = 10,000 W = 0402 10000	Termination P = Ni/S



ELECTRIAL CHARACTERISTICS

AVX Part Number	Working Voltage (DC)	Working Voltage (AC)	Clamping Voltage	Test Current For V_c	Maximum Leakage Current	Transient Energy Rating	Peak Current Rating	Typical Cap	Case Size	Power Dissipation
VCAS04LC18V500	≤18.0	≤14.0	50	1	10	0.02	15	40	0402	0.0004
VCAS06LC18X500	≤18.0	≤14.0	50	1	10	0.05	30	50	0603	0.001
VCAS08LC18A500	≤18.0	≤14.0	50	1	10	0.10	30	80	0805	0.002

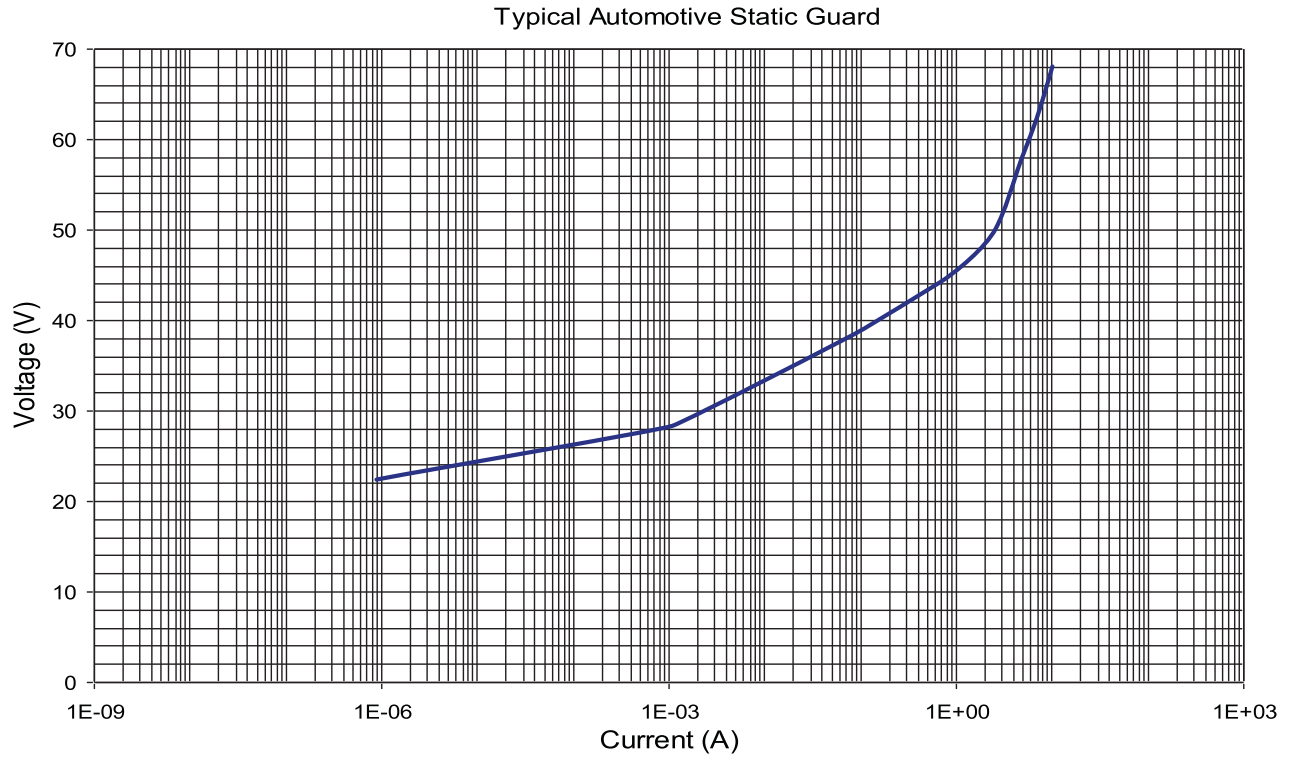
- V_w (DC) DC Working Voltage (V)
- V_w (AC) AC Working Voltage (V)
- V_c Clamping Voltage (V @ I_{vc})
- I_{vc} Test Current for V_c (A, 8x20μS)
- I_L Maximum Leakage Current at the Working Voltage (μA)
- E_T Transient Energy Rating (J, 10x1000μS)
- I_p Peak Current Rating (A, 8x20μS)
- Cap Typical Capacitance (pF) @ frequency specified and 0.5 V_{RMS}

StaticGuard Automotive Series

Multilayer Varistors for Automotive Applications

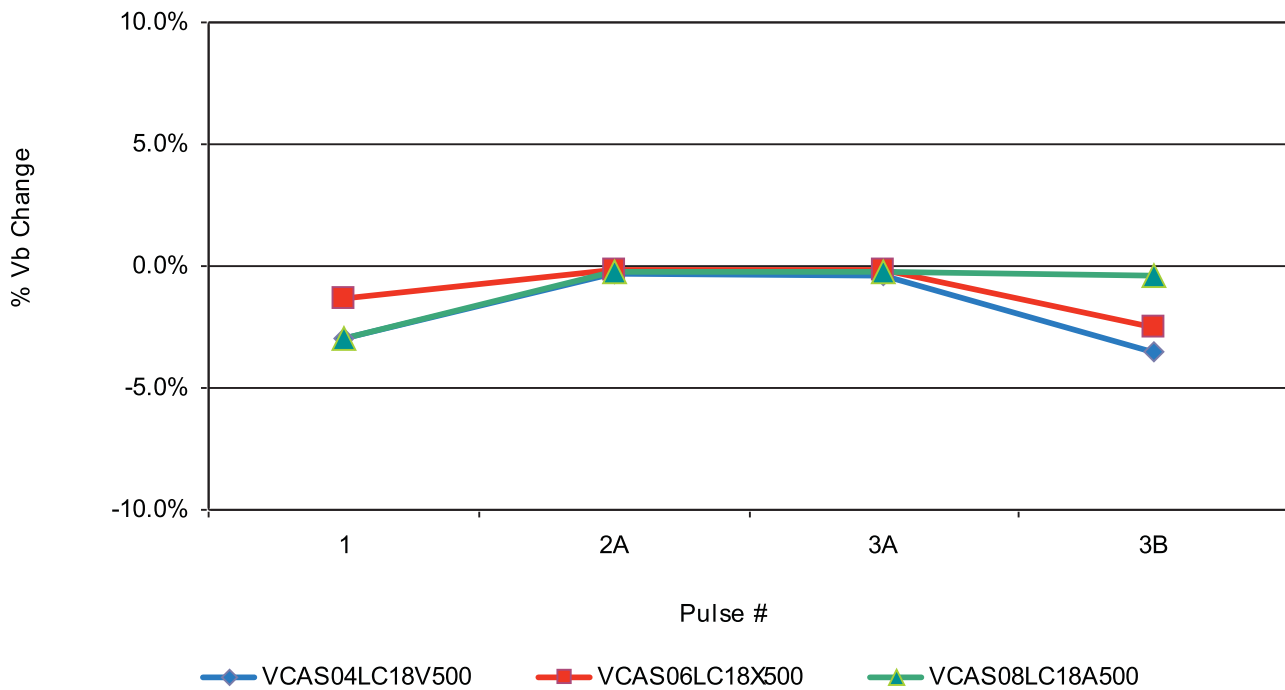


VOLTAGE/CURRENT CHARACTERISTICS



ELECTRICAL TRANSIENT CONDUCTION

ISO 7637 Pulse 1-3



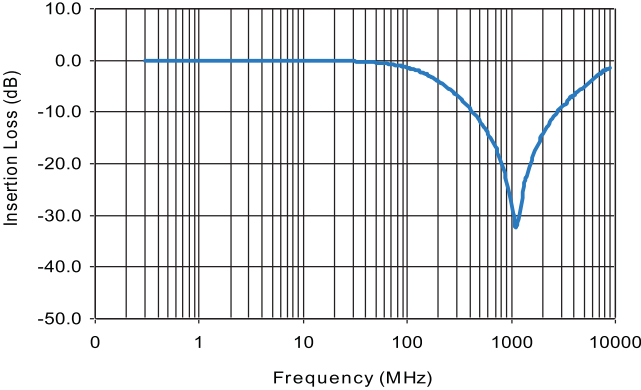
StaticGuard Automotive Series



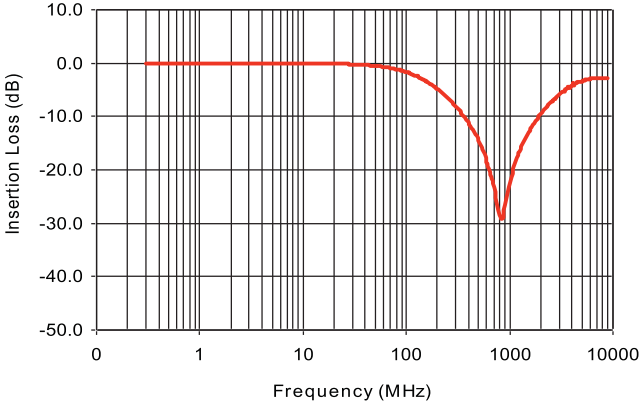
Multilayer Varistors for Automotive Applications

VOLTAGE/CURRENT CHARACTERISTICS

VCAS04LC18V500



VCAS06LC18X500



VCAS08LC18A500

