

Specifications:

Reverse Voltage : 50V to 1,000V
 Forward Current : 2A

Features:

- Diffused junction
- Ultra fast switching for high efficiency
- Low reverse leakage current
- Low forward voltage drop
- High current capability
- Plastic material

Mechanical Data:

Case : JEDEC DO-15 moulded plastic
 Polarity : Colour band denotes cathode
 Weight : 0.015oz., 0.4g
 Mounting Position : Any

Maximum Ratings and Electrical Characteristics:

Rating at 25°C ambient temperature unless otherwise specified.

Single phase, half wave, 60Hz, resistive or inductive load.

For capacitive load, derate current by 20%

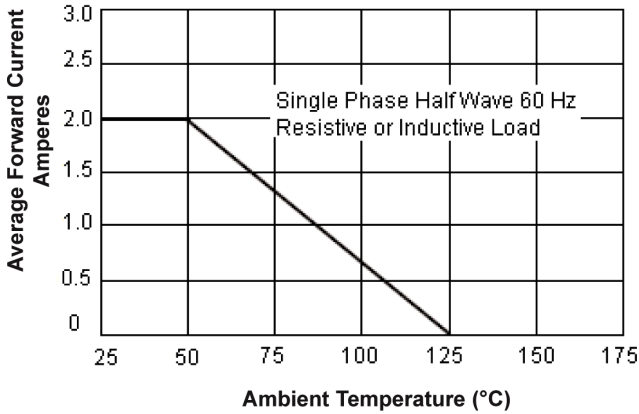
Characteristics	Symbol	UF 2001	UF 2002	UF 2003	UF 2004	UF 2005	UF 2006	UF 2007	UF 2008	Unit	
Maximum Recurrent Peak Reverse Voltage	V_{RRM}	50	100	200	300	400	600	800	1000	V	
Maximum RMS Voltage	V_{RMS}	35	70	140	210	280	420	560	700		
Maximum DC Blocking Voltage	V_{DC}	50	100	200	300	400	600	800	1000		
Maximum Average Forward Rectified Current 0.375" (9.5mm) Lead Lengths @TA=50°C	$I_{(AV)}$	2								A	
Bakelite Peak Forward Surge Current 8.3ms Single Half Sine-Wave Super Imposed on Rated Load(JEDEC Method)	I_{FSM}	60									
Peak Forward Voltage at 2A DC (Note 1)	V_F	1			1.3		1.7			V	
Maximum DC Reverse Current @T _J =25°C at Rated DC Blocking Voltage @T _J =100°C	I_R	5					100				µA
Maximum Reverse Recovery Time (Note 1)	T_{RR}	50					75			nS	
Typical Junction Capacitance (Note1)	C_J	50					30			pF	
Typical Thermal Resistance (Note2)	R_{eJA}	25								°C/W	
Operating Temperature Range	T_J	-55 to +125								°C	
Storage Temperature Range	T_{STG}										

Notes:

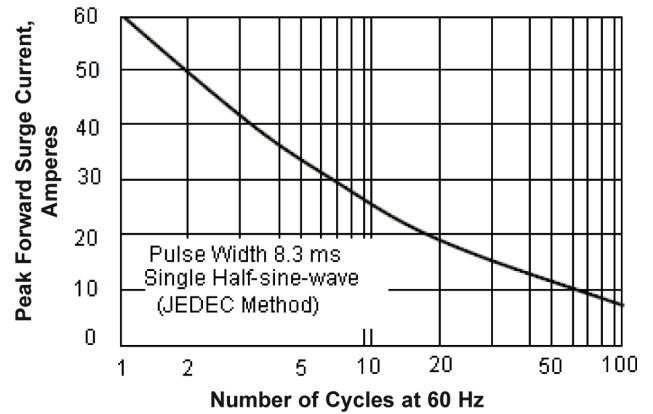
1. Measured with $I_F=0.5A$, $C_{IR}=1A$, $C_{IRR}=0.25A$.
2. Measured at 1MHz and applied reverse voltage of 4V DC.
3. Thermal resistance junction to ambient.

Rating and Characteristic Curves:

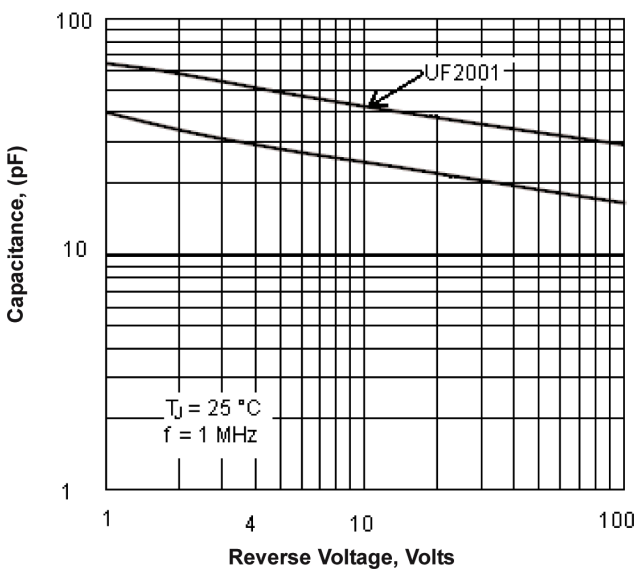
Forward Current Derating Curve



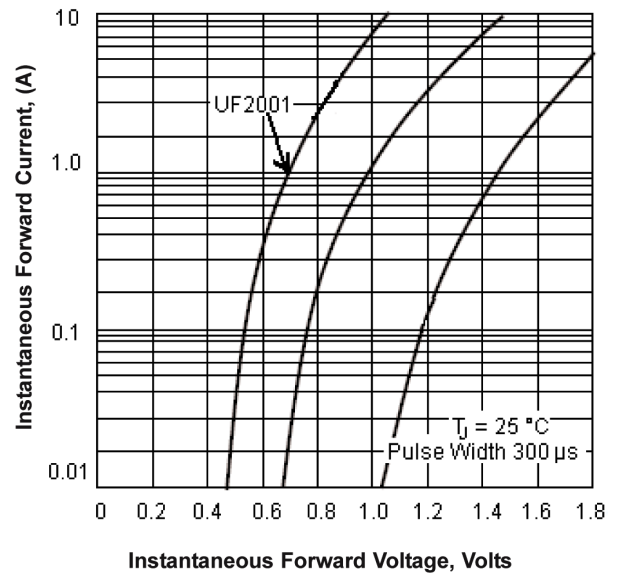
Maximum Non-Repetitive Surge Current

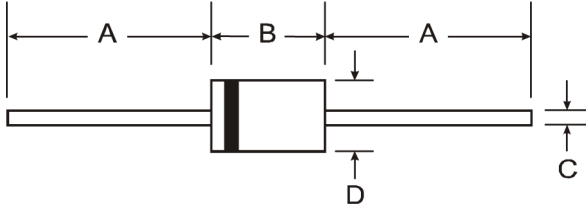


Typical Junction Capacitance



Typical Forward Characteristics





Dim	Min	Max
A	25.4	-
B	5.5	7.62
C	0.686	0.889
D	2.6	3.6

Dimensions : Millimetres

Part Number Table

Description	Part Number
Fast Rectifiers	UF2001
	UF2002
	UF2003
	UF2004
	UF2005
	UF2006
	UF2007
	UF2008

Important Notice : This data sheet and its contents (the "Information") belong to the members of the AVNET group of companies (the "Group") or are licensed to it. No licence is granted for the use of it other than for information purposes in connection with the products to which it relates. No licence of any intellectual property rights is granted. The Information is subject to change without notice and replaces all data sheets previously supplied. The Information supplied is believed to be accurate but the Group assumes no responsibility for its accuracy or completeness, any error in or omission from it or for any use made of it. Users of this data sheet should check for themselves the Information and the suitability of the products for their purpose and not make any assumptions based on information included or omitted. Liability for loss or damage resulting from any reliance on the Information or use of it (including liability resulting from negligence or where the Group was aware of the possibility of such loss or damage arising) is excluded. This will not operate to limit or restrict the Group's liability for death or personal injury resulting from its negligence. Multicomp Pro is the registered trademark of Premier Farnell Limited 2019.