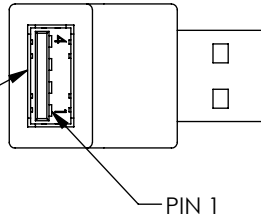


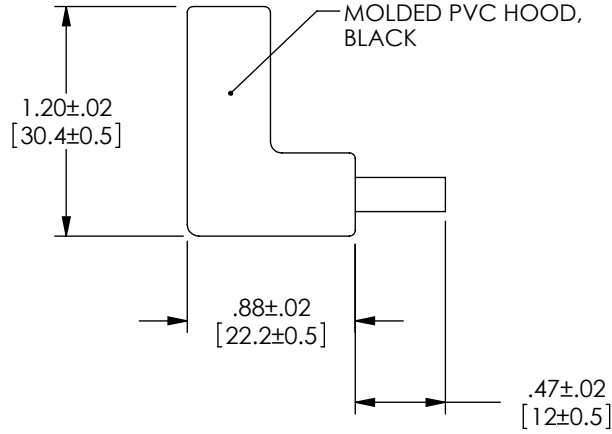
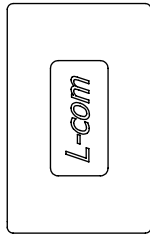
THE INFORMATION CONTAINED IN THIS DRAWING IS THE SOLE PROPERTY OF L-COM, INC. ANY REPRODUCTION IN PART OR WHOLE WITHOUT THE WRITTEN PERMISSION OF L-COM, INC. IS PROHIBITED.

REVISIONS			
REV	DESCRIPTION	DATE	APPROVED
A	INITIAL RELEASE	3/18/09	D.GRIFFIN

USB FEMALE
TYPE "A"
CONNECTOR
"J1"

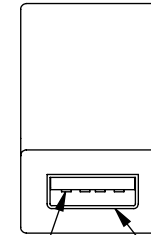


PIN 1



MOLDED PVC HOOD,
BLACK

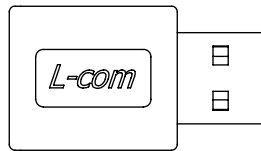
.75±.02
[19±0.5]



PIN 1

USB MALE
TYPE "A"
CONNECTOR
"P1"

WIRE MAP			
"J1"	"P1"	WIRE	SIGNAL
1	1	20 AWG (RED)	VCC
2	2	28 AWG (WHITE)	-DATA
3	3	28 AWG (GREEN)	+DATA
4	4	20 AWG (BLACK)	GND



RoHS Compliant ✓

NOTES:

- ADAPTOR SHALL BE TESTED FOR CONTINUITY.
- ADAPTOR SHALL BE INDIVIDUALLY PACKAGED IN A POLYBAG.

UNLESS OTHERWISE SPECIFIED, DIMENSIONS ARE IN INCHES [mm] OVERALL CABLE LENGTH TOLERANCE: ≤12 [305] = +1 [25] / -0 >12 [305] ≤60 [1524] = +2 [51] / -0 >60 [1524] ≤120 [3048] = +4 [102] / -0 >120 [3048] ≤300 [7620] = +6 [152] / -0 >300 [7620] = +5% / -0% ALL OTHER DIMENSIONAL TOLERANCES: .X = ±.3 .XX = ±.15 PROJECTION 	APPROVALS DRAWN BY D. CASTRO CHECKED BY D. PARHAM APPROVED BY S. SMITH	DATE 3/9/09 3/13/09 3/13/09	 45 BEECHWOOD DRIVE NORTH ANDOVER, MA 01845	
	CONFIGURATION DETAILS OF UNDIMENSIONED FEATURES MAY VARY		CATEGORY USB	
	COLOR VARIATIONS MAY OCCUR		PRODUCT DESCRIPTION ADPT, USB TYPE A M/F 90 DEG EXIT 2	SIZE A
	SCALE: NONE		FSCM NO. 43321	DWG. NO. UADAA90-2
SHEET 1 OF 1		CAD FILE: UADAA90-2.SLDDRW		