

Type TSE/TSE-P Time Delay Glass Tube Fuse 5 x 15 mm (2AG)



www.optifuse.com (619) 593-5050

Fuse Size:

4.5 x 14.5mm (0.177" x 0.571")

Agency Standards and Listings:



Standards: UL 248-1, UL 248-14

Ampere Rating: 200mA ~ 10A

Voltage Rating: 250VAC

Interrupt Rating:

35A @ 250VAC (200mA-1A)

100A @ 250VAC (1.2A-10A)

100A @ 250VAC (1A-10A) PSE

Electrical Characteristics:		
100%	4h	Min hold time
135%	1h	Max hold time
200%	120s	Max hold time

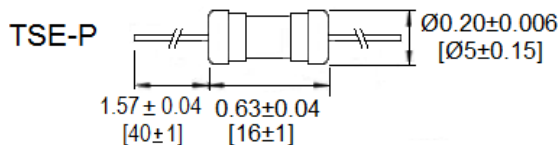
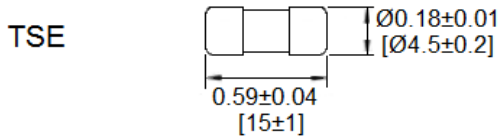
Operating Temp: -55°C ~ 125°C

Pigtail Lead: Copper Wire

Ø 0.6mm (<8A)

Ø 0.8mm (≥8A)

Mechanical Dimensions: Inches[mm]



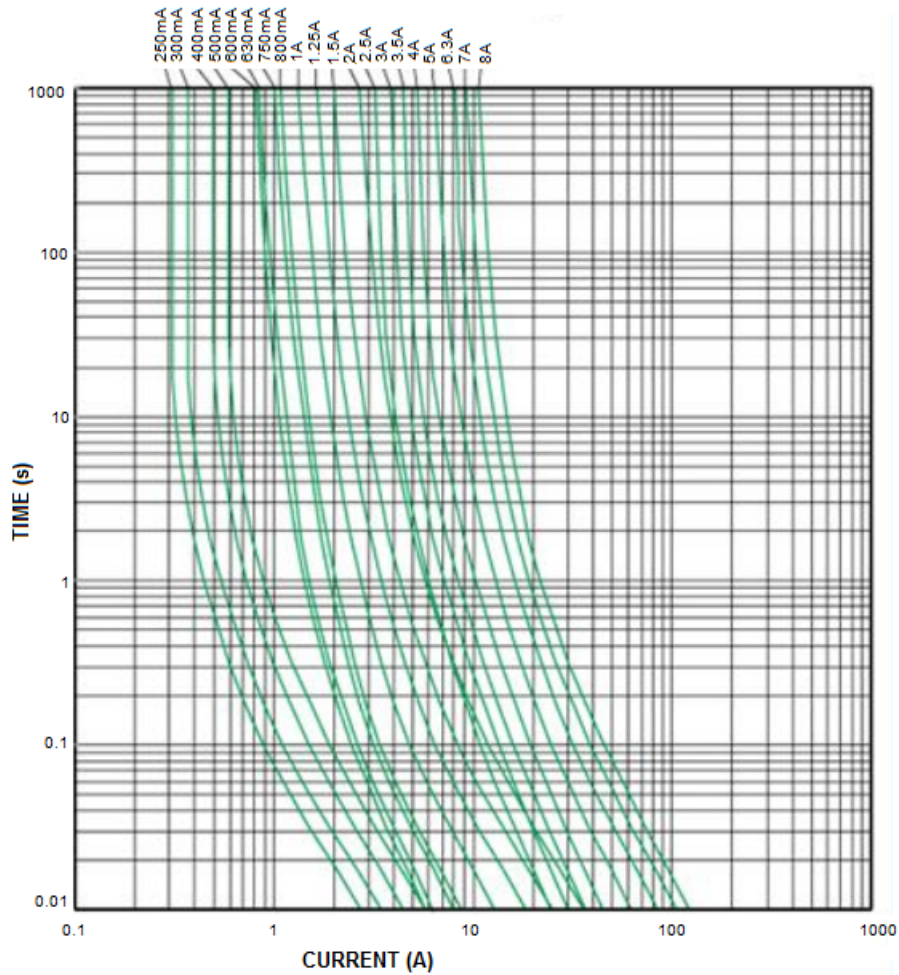
Cartridge Part Number	Axial Lead Part Number	Ampere Rating	Agency Standards				I ² T Reference (A ² Sec.)
			UL/CUL	UR/CUR	PSE	KC	
TSE-200mA	TSE-P-200mA	200mA	•			•	0.0462
TSE-250mA	TSE-P-250mA	250mA	•			•	0.0735
TSE-300mA	TSE-P-300mA	300mA	•			•	0.108
TSE-315mA	TSE-P-315mA	315mA	•			•	0.120
TSE-350mA	TSE-P-350mA	350mA	•			•	0.152
TSE-375mA	TSE-P-375mA	375mA	•			•	0.178
TSE-400mA	TSE-P-400mA	400mA	•			•	0.212
TSE-500mA	TSE-P-500mA	500mA	•			•	0.363
TSE-600mA	TSE-P-600mA	600mA	•			•	0.382
TSE-630mA	TSE-P-630mA	630mA	•			•	0.420
TSE-750mA	TSE-P-750mA	750mA	•			•	0.968
TSE-800mA	TSE-P-800mA	800mA	•			•	1.152
TSE-1A	TSE-P-1A	1A	•		•	•	2.245
TSE-1.2A	TSE-P-1.2A	1.2A	•		•	•	3.824
TSE-1.25A	TSE-P-1.25A	1.25A	•		•	•	4.418
TSE-1.5A	TSE-P-1.5A	1.5A	•		•	•	6.635
TSE-1.6A	TSE-P-1.6A	1.6A	•		•	•	7.189
TSE-2A	TSE-P-2A	2A	•		•	•	13.45
TSE-2.5A	TSE-P-2.5A	2.5A	•		•	•	6.14
TSE-3A	TSE-P-3A	3A	•		•	•	9.25
TSE-3.15A	TSE-P-3.15A	3.15A	•		•	•	9.83
TSE-3.5A	TSE-P-3.5A	3.5A	•		•	•	12.53
TSE-4A	TSE-P-4A	4A		•	•	•	19.62
TSE-5A	TSE-P-5A	5A		•	•	•	37.27
TSE-6A	TSE-P-6A	6A		•	•	•	61.39
TSE-6.3A	TSE-P-6.3A	6.3A		•	•	•	72.20
TSE-7A	TSE-P-7A	7A		•	•	•	108.4
TSE-8A	TSE-P-8A	8A		•	•		147.9
TSE-9A	TSE-P-9A	9A		•	•		
TSE-10A	TSE-P-10A	10A		•	•		


Type TSE/TSE-P
Time Delay Glass Tube Fuse
5 x 15 mm (2AG)



www.optifuse.com (619) 593-5050

PART NUMBER TSE/TSE-P
TIME CURRENT CURVES



<p>Warning:</p> 	<ul style="list-style-type: none"> -Operation beyond the specified maximum ratings or improper use may result in damage and possible electrical arcing and/or flame. -Fuses are intended for occasional overcurrent protection. Application for repeated overcurrent condition and/or prolonged trip are not anticipated. -Avoid contact of Fuse device with chemical solvent. Prolonged contact may damage the device performance.
--	--

Note: All specifications subject to change without notice.

Rev C 12/2015 - Page: 2/2
Code: H01-01H