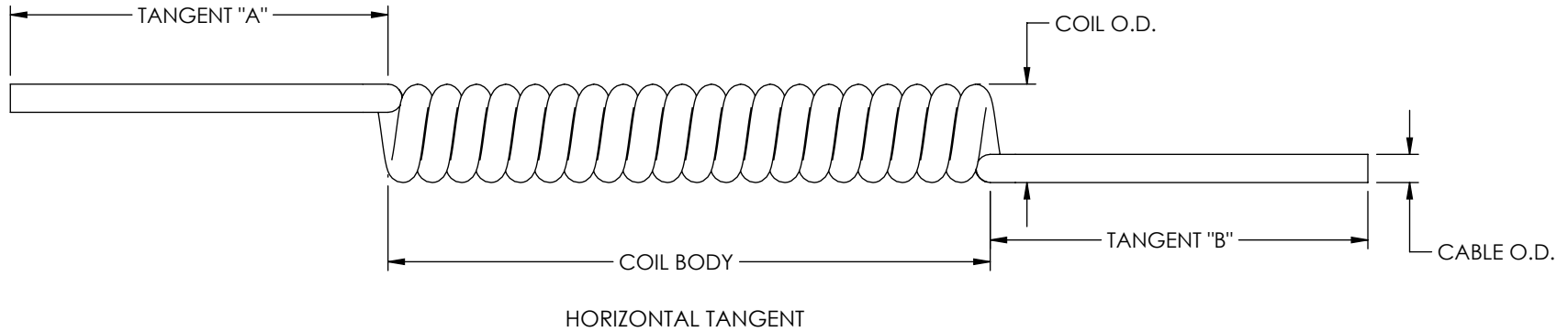


THE INFORMATION CONTAINED IN THIS DRAWING IS THE SOLE PROPERTY OF L-COM, INC. ANY REPRODUCTION IN PART OR WHOLE WITHOUT THE WRITTEN PERMISSION OF L-COM, INC. IS PROHIBITED.

REVISIONS			
REV	DESCRIPTION	DATE	APPROVED
A	INITIAL RELEASE	11/05/19	DGUTTADAUR



NOTES:

1. CONSTRUCTION:

CONDUCTOR: 26AWG 7/.0068 STRANDED TINNED COPPER  
 INSULATION: HIGH DENSITY POLYETHYLENE, .008" NOM. WALL THICKNESS .0365" MAX  
 PAIRS: COLOR CODED SINGLE TWISTED INTO PAIRS  
 CABLE: (4) TWISTED PAIRS TWISTED TOGETHER TO FORM A CABLE CORE  
 SEPERATOR: AN OVERALL TISSUE TAPE SHALL BE APPLIED OVER THE CABLE CORE  
 JACKET: POLYURETHANE, BLACK, .040" NOM. WALL THICKNESS (PRESSURE)  
 OVERALL DIAMETER .240" NOM.

2. PHYSICAL PROPERTIES:

TEMPERATURE RATING, MAX. 60°C  
 TEMPERATURE RATING, MIN. -20°C

3. ELECTRICAL:

DIELECTRIC WITHSTANDING, MIN. 1500V RMS  
 VOLTAGE RATING, MAX. 300V  
 D.C. RESISTANCE, MAX. 42.6 OHM/1000FT


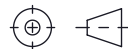
4. PRINT: (WHITE INK)

QUABBIN DATAMAX EXTREME ETHERCOIL P/N 080042-RoHS-(LOT DESIGNATOR)  
 (SEQUENTIAL FOOTAGE)

5. COLOR CODE:

1. WHITE/BLUE X BLUE
2. WHITE/ORANGE X ORANGE
3. WHITE/GREEN X GREEN
4. WHITE/BROWN X BROWN

PART NUMBER	CABLE O.D.	COIL O.D. (APPROX.)	COIL BODY LENGTH	TANGENT LENGTHS	EXPANDED COIL LENGTH
TRD815-CH-6-18IN-BC	.240	1.0 INCH	0.5 FEET	0.5 FEET	1.5 FEET
TRD815-CH-1-3F-BC	.240	1.0 INCH	1 FEET	0.5 FEET	3 FEET
TRD815-CH-2-6F-BC	.240	1.0 INCH	2 FEET	0.5 FEET	6 FEET
TRD815-CH-3-9F-BC	.240	1.0 INCH	3 FEET	0.5 FEET	9 FEET
TRD815-CH-4-12F-BC	.240	1.0 INCH	4 FEET	0.5 FEET	12 FEET
TRD815-CH-5-15F-BC	.240	1.0 INCH	5 FEET	0.5 FEET	15 FEET
TRD815-CH-6-18F-BC	.240	1.0 INCH	6 FEET	0.5 FEET	18 FEET
TRD815-CH-7-21F-BC	.240	1.0 INCH	7 FEET	0.5 FEET	21 FEET
TRD815-CH-8-24F-BC	.240	1.0 INCH	8 FEET	0.5 FEET	24 FEET

UNLESS OTHERWISE SPECIFIED, DIMENSIONS ARE IN INCHES [mm] OVERALL CABLE LENGTH TOLERANCE: ≤12 [305] = +1 [25] / -0 >12 [305] ≤60 [1524] = +2 [51] / -0 >60 [1524] ≤120 [3048] = +4 [102] / -0 >120 [3048] ≤300 [7620] = +6 [152] / -0 >300 [7620] = +5% / -0 ALL OTHER DIMENSIONAL TOLERANCES: .X = ± .2 [5]   FRACTIONS ± 1/32 .XX = ± .02 [5]   ANGLES ± 1° .XXX = ± .005 [13]	APPROVALS	DATE	 an INFINITO® brand	50 High Street, West Mill, North Andover, MA 01845 USA. Phone: 1.800.341.5266 1.978.682.6936
	DRAWN BY BPUCHASKI	11/04/19		
THIRD-ANGLE PROJECTION 	CHECKED BY DFRISIELLO	11/04/19	CATEGORY TELECOM/MODULAR	
	APPROVED BY DGUTTADAUR	11/04/19	PRODUCT DESCRIPTION UNTERMINATED COILED BULK FOR TRD815-CH SERIES	
	CONFIGURATION DETAILS OF UNDIMENSIONED FEATURES MAY VARY		SIZE <b>A</b>	CAGE CODE <b>43321</b>
	COLOR VARIATIONS MAY OCCUR		DWG. NO. TRD815-CH	REV. <b>A</b>
			SCALE: NONE	CAD FILE: TRD815-CH.SLDDRW
				SHEET 1 OF 1