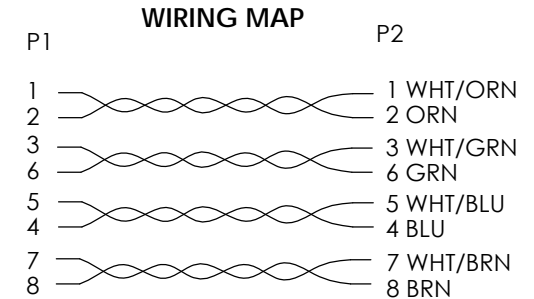
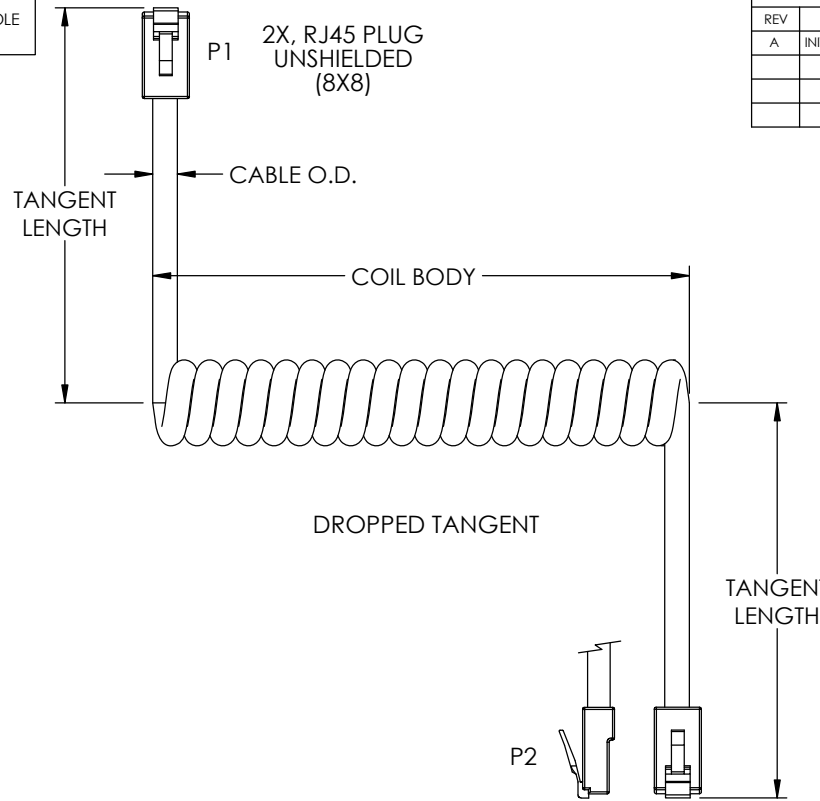


THE INFORMATION CONTAINED IN THIS DRAWING IS THE SOLE PROPERTY OF L-COM, INC. ANY REPRODUCTION IN PART OR WHOLE WITHOUT THE WRITTEN PERMISSION OF L-COM, INC. IS PROHIBITED.

REVISIONS			
REV	DESCRIPTION	DATE	APPROVED
A	INITIAL RELEASE	11/08/2019	DGUITADAURO



NOTES:

1. MATERIAL:

PLUG HOUSING: POLYCARBONATE, CLEAR, UL94V-0
 CONTACTS: PHOSPHOR BRONZE
 CABLE JACKET: POLYURETHANE, BLACK

2. FINISH:

CONTACTS: 50 μINCHES GOLD IN CONTACT AREA OVER
 100 μINCHES NICKEL PLATE OVERALL

3. CABLE CHARACTERISTICS:


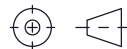
CAT5e COIL CORD UTP HIGH FLEX POLYURETHANE
 3x EXPANSION LENGTH DROPPED TANGENT
 UNSHIELDED (4) TWISTED PAIRS TWISTED TOGETHER
 26AWG STRANDED TINNED COPPER CONDUCTORS
 JACKET: .040" NOM. WALL THICKNESS (PRESSURE) OVERALL DIAMETER .240" NOM.

4. MISCELLANEOUS:

OPERATING TEMPERATURE RANGE: -20°C TO 60°C
 CABLE ASSEMBLY TO BE TESTED FOR CONTINUITY.
 CABLE ASSEMBLY TO BE INDIVIDUALLY PACKAGED IN ACCORDANCE
 WITH L-COM SPECIFICATION PS-0031.

5. ALL DIMENSIONS ARE FOR REFERENCE ONLY

PART NUMBER	CABLE O.D.	COIL BODY LENGTH	MAX TANGENT LENGTHS	MAX EXPANDED COIL LENGTH
TRD815-CD-6-18IN	.240	0.5 FEET	0.5 FEET	1.5 FEET
TRD815-CD-1-3F	.240	1 FEET	0.5 FEET	3 FEET
TRD815-CD-2-6F	.240	2 FEET	0.5 FEET	6 FEET
TRD815-CD-3-9F	.240	3 FEET	0.5 FEET	9 FEET
TRD815-CD-4-12F	.240	4 FEET	0.5 FEET	12 FEET
TRD815-CD-5-15F	.240	5 FEET	0.5 FEET	15 FEET
TRD815-CD-6-18F	.240	6 FEET	0.5 FEET	18 FEET
TRD815-CD-7-21F	.240	7 FEET	0.5 FEET	21 FEET
TRD815-CD-8-24F	.240	8 FEET	0.5 FEET	24 FEET

UNLESS OTHERWISE SPECIFIED, DIMENSIONS ARE IN INCHES [mm] OVERALL CABLE LENGTH TOLERANCE: ≤12 [305] = +1 [25] / -0 >12 [305] ≤60 [1524] = +2 [51] / -0 >60 [1524] ≤120 [3048] = +4 [102] / -0 >120 [3048] ≤300 [7620] = +6 [152] / -0 >300 [7620] = +5% / -0 ALL OTHER DIMENSIONAL TOLERANCES: .X = ± .2 [5] FRACTIONS ± 1/32 .XX = ± .02 [.5] ANGLES ± 1° .XXX = ± .005 [.13]	APPROVALS DRAWN BY BPUCHASKI CHECKED BY DFRISIELLO APPROVED BY DGUITADAURO	DATE 11/08/2019 11/08/2019 11/08/2019	 an INFINITI brand 50 High Street, West Mill, North Andover, MA 01845 USA. Phone: 1.800.341.5266 1.978.682.6936
	THIRD-ANGLE PROJECTION 	CONFIGURATION DETAILS OF UNDIMENSIONED FEATURES MAY VARY COLOR VARIATIONS MAY OCCUR	
SIZE A		CAGE CODE 43321	DWG. NO. TRD815-CD-X
SCALE: NONE		CAD FILE: TRD815-CD-X.SLDDRW	SHEET 1 OF 1