

**Type TPCC-R
 UL Class CC – Current Limiting
 Branch Circuit Protection
 Time Delay - 13/32”x 1-1/2”**



www.optifuse.com (619) 593-5050

For use as branch circuit protection in general purpose, lighting, solenoid, control transformer and motor applications. This fuse provides high current limiting capabilities and a rejection style ferrule.

Electrical:

600VAC – 250mA -30A
 300VDC -250mA -30A

Interrupt Ratings:

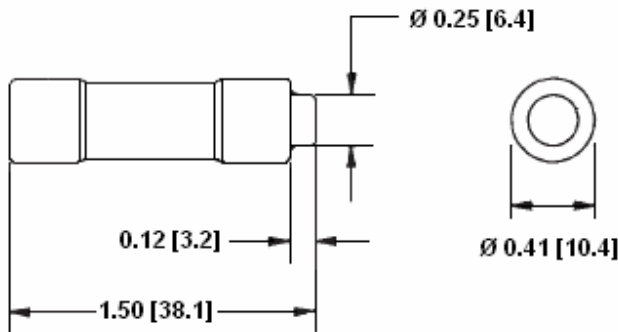
200,000A @ 600VAC (100mA-30A)
 100,000A @ 300VDC (100mA-30A)

Agency Standards and Listings:



UL Listed to Standard 248-4 File 2137
 CSA Certified Standard C22.2 No. 248.4
 DC Listed to UL Standard 248

Mechanical Dimensions:



Part Number	Ampere Rating
TPCC-R-250mA	250mA
TPCC-R-500mA	500mA
TPCC-R-800mA	800mA
TPCC-R-1A	1A
TPCC-R-1.125A	1.125A
TPCC-R-1.25A	1.25A
TPCC-R-1.4A	1.4A
TPCC-R-1.5A	1.5A
TPCC-R-1.6A	1.6A
TPCC-R-1.8A	1.8A
TPCC-R-2A	2A
TPCC-R-2.25A	2.25A
TPCC-R-2.5A	2.5A
TPCC-R-2.8A	2.8A
TPCC-R-3A	3A
TPCC-R-3.2A	3.2A
TPCC-R-3.5A	3.5A
TPCC-R-4A	4A
TPCC-R-4.5A	4.5A
TPCC-R-5A	5A
TPCC-R-5.6A	5.6A
TPCC-R-6A	6A
TPCC-R-6.25A	6.25A
TPCC-R-7A	7A
TPCC-R-7.5A	7.5A
TPCC-R-8A	8A
TPCC-R-9A	9A
TPCC-R-10A	10A
TPCC-R-12A	12A
TPCC-R-15A	15A
TPCC-R-17.5A	17.5A
TPCC-R-20A	20A
TPCC-R-25A	25A
TPCC-R-30A	30A

Warning:



-Operation beyond the specified maximum ratings or improper use may result in damage and possible electrical arcing and/or flame.
 -Avoid contact of fuse with chemical solvent. Prolonged contact may damage the device performance.

**Type TPCC-R
 UL Class CC – Current Limiting
 Branch Circuit Protection
 Time Delay - 13/32”x 1-1/2”**



www.optifuse.com (619) 593-5050

Motor Full Load Amperes	Fuse Rating*	
	Minimum Duty	Maximum Duty
0.71 - 0.89	1.25	1.6
0.90 - 1.19	1.6	2
1.20 - 1.34	2	2.5
1.35 - 1.79	2.5	3
1.80 - 2.25	3	4
2.26 - 2.69	4	5
2.70 - 2.90	4	6
2.91 - 3.20	5	6
3.21 - 3.75	5	7
3.76 - 4.50	6	8
4.51 - 5.34	8	10
5.35 - 5.69	10	12
5.70 - 6.70	12	12
6.71 - 7.79	12	15
7.80 - 8.88	15	17.5
8.89 - 11.1	17.5	20
11.2 - 13.3	20	25
13.4 - 15.2	25	30

* The National Electrical Code allows time-delay Class CC fuses to be sized at up to 400% of motor FLA, if needed.

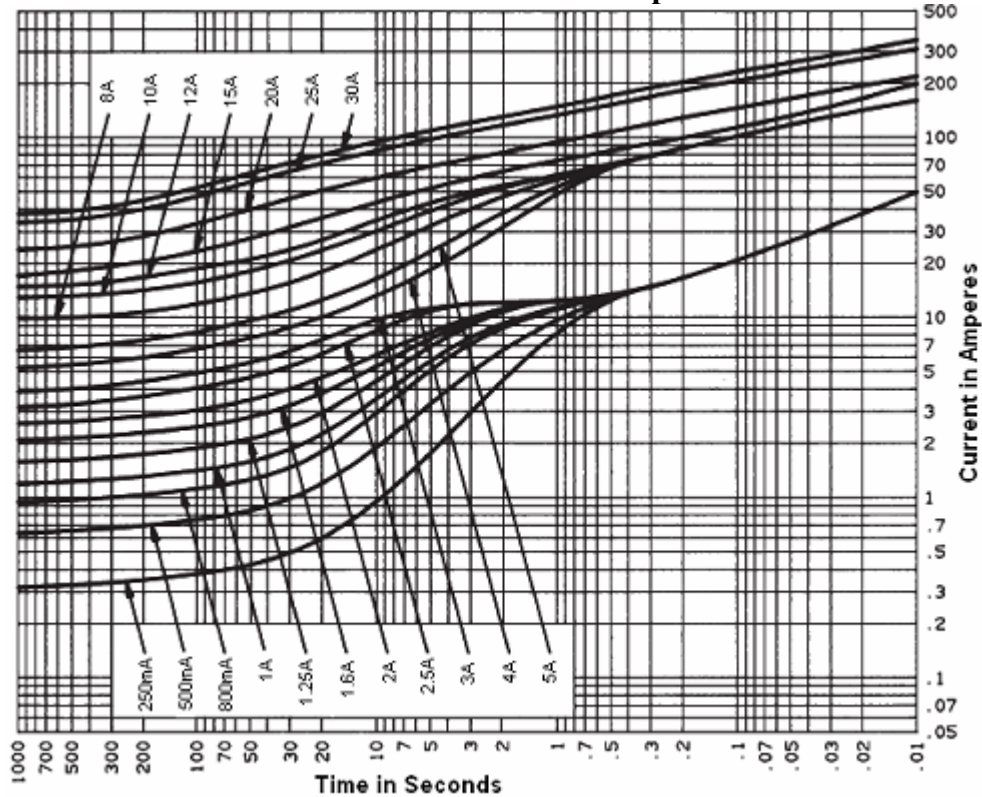
Type TPCC-R
UL Class CC – Current Limiting
Branch Circuit Protection
Time Delay - 13/32”x 1-1/2”



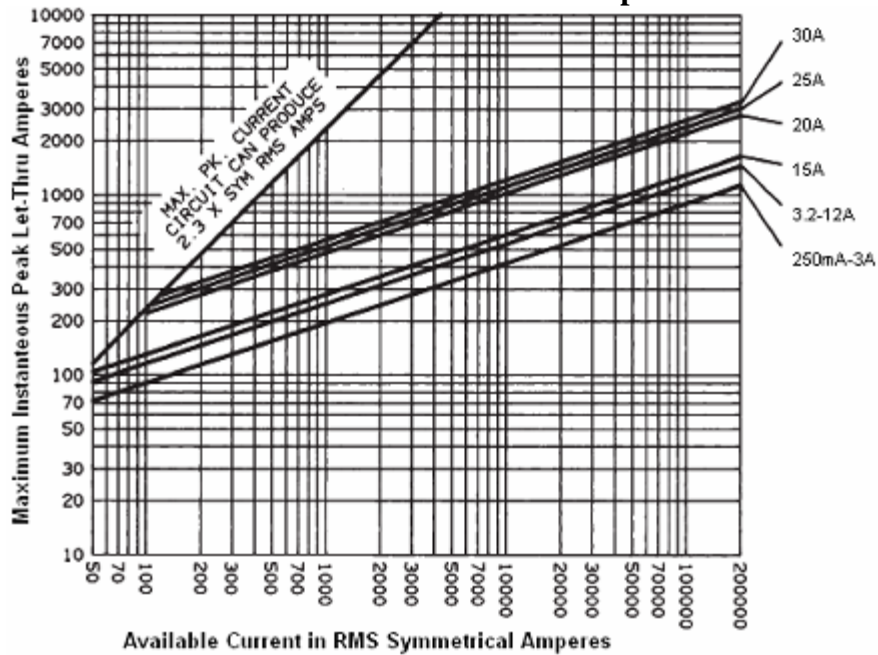
www.optifuse.com

(619) 593-5050

Time Current Curve Graph



Peak Let-Through Current Graph



Note: All specifications subject to change without notice.