

Type TMS-BP

Time Lag Micro Fuse

Radial Leaded – Short Leaded

For Ballast Protection Applications



www.optifuse.com (619) 593-5050

Agency Standards and Listings:



UL Recognized 100mA~6.3A
PSE 1A~6.3A

Interrupt Ratings:

cURus - 35A or 10In whichever is greater
PSE - 50A 300 VAC

Operating Temperature: -55°C ~ +125°C

Physical Specifications (Materials):

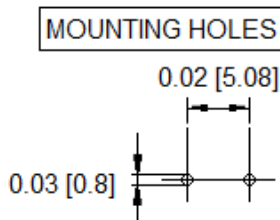
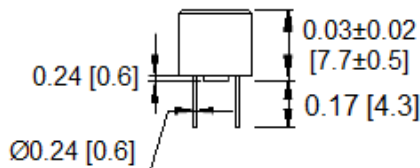
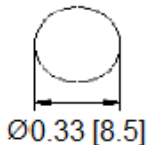
Thermoplastic Body, UL 94-V0
Tin-Lead Plated Alloy Pins

Electrical Characteristics:

210%		275%		400%		1000%	
MAX	MIN	MAX	MIN	MAX	MIN	MAX	MIN
2 m	400 ms	10 s	150 ms	3 s	20 ms	150 ms	

Part Number	Ampere Rating	Voltage Rating	I ² T
TMS-BP-100mA	100mA	300VAC	0.02623
TMS-BP-125mA	125mA		0.04499
TMS-BP-160mA	160mA		0.08755
TMS-BP-200mA	200mA		0.1181
TMS-BP-250mA	250mA		0.2030
TMS-BP-315mA	315mA		0.3597
TMS-BP-400mA	400mA		0.6893
TMS-BP-500mA	500mA		1.232
TMS-BP-630mA	630mA		2.185
TMS-BP-800mA	800mA		2.987
TMS-BP-1A	1A		6.319
TMS-BP-1.25A	1.25A		12.23
TMS-BP-1.6A	1.6A		22.03
TMS-BP-2A	2A		43.08
TMS-BP-2.5A	2.5A		50.05
TMS-BP-3.15A	3.15A		73.53
TMS-BP-4A	4A		88.16
TMS-BP-5A	5A	152.0	
TMS-BP-6.3A	6.3A	255.7	

Mechanical Dimensions: Inches [mm]



Warning:



-Operation beyond the specified maximum ratings or improper use may result in damage and possible electrical arcing and/or flame.
-Micro Fuse device are intended for occasional overcurrent protection. Application for repeated overcurrent condition and/or prolonged trip are not anticipated.
-Avoid contact of Micro Fuse device with chemical solvent. Prolonged contact will damage the device performance.

Note: All specifications subject to change without notice.

Rev B 04/2014 - Page: 1/1
Code: H01-01H