

PCB terminal block - TDPT 4/ 3-SP-6,35-ZB - 1017522

Please be informed that the data shown in this PDF Document is generated from our Online Catalog. Please find the complete data in the user's documentation. Our General Terms of Use for Downloads are valid (<http://phoenixcontact.com/download>)

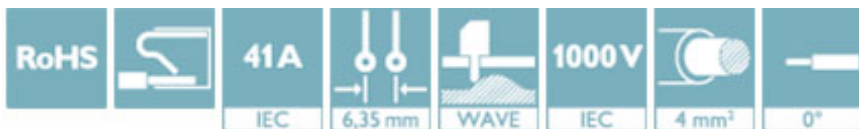


PCB terminal block, nominal current: 41 A, nom. voltage: 1000 V, pitch: 6.35 mm, number of positions: 3, connection method: Push-in spring connection, mounting: Wave soldering, conductor/PCB connection direction: 0 °, color: green


The figure shows a 5-pos. version of the product

Why buy this product

- ✓ Easy to adapt, thanks to their identical size and the same pinning for Push-in spring connections as for screw connections
- ✓ Time saving push-in connection, tools not required
- ✓ Defined contact force ensures that contact remains stable over the long term
- ✓ Intuitive use through colour coded actuation lever



Key Commercial Data

Packing unit	50 STK
Minimum order quantity	50 STK
GTIN	 4 055626 501543
GTIN	4055626501543
Weight per Piece (excluding packing)	11.630 g
Custom tariff number	85369010
Country of origin	China

Technical data

Item properties

Brief article description	PCB terminal block
Range of articles	TDPT 4/..-SP
Pitch	6.35 mm
Number of positions	3
Connection method	Push-in spring connection
Mounting type	Wave soldering
Pin layout	Zigzag pinning W

PCB terminal block - TDPT 4/ 3-SP-6,35-ZB - 1017522

Technical data

Item properties

Number of levels	1
------------------	---

Electrical parameters

Rated current	41 A
Rated insulation voltage (III/2)	1000 V
Rated surge voltage (III/2)	8 kV

Connection capacity

Conductor cross section solid	0.2 mm ² ... 6 mm ²
Conductor cross section flexible	0.2 mm ² ... 6 mm ² (Conductor connection with open terminal point)
Conductor cross section AWG / kcmil	24 ... 10
Conductor cross section flexible, with ferrule without plastic sleeve	0.2 mm ² ... 4 mm ²
Conductor cross section, flexible, with ferrule, with plastic sleeve	0.2 mm ² ... 4 mm ²
2 conductors with same cross section, stranded, with TWIN ferrules with plastic sleeve	0.5 mm ² ... 1.5 mm ²
Stripping length	10 mm

Material data - contact

Note	WEEE/RoHS-compliant, free of whiskers according to IEC 60068-2-82/ JEDEC JESD 201
Contact material	Cu alloy
Surface characteristics	hot-dip tin-plated
Metal surface terminal point (top layer)	Tin (10 - 16 µm Sn)
Metal surface soldering area (top layer)	Tin (10 - 16 µm Sn)

Material data - housing

Housing color	green (6021)
---------------	--------------

Dimensions for the product

Length [l]	20.75 mm
Width [w]	19.85 mm
Pitch	6.35 mm
Height (without solder pin)	23.4 mm
Solder pin [P]	3.5 mm
Pin dimensions	1.7 x 0.8 mm
Dimension a	12.7 mm

Dimensions for PCB design

Hole diameter	1.7 mm
---------------	--------

Packaging information

Type of packaging	packed in cardboard
Pieces per package	50
Denomination packing units	Pcs.

Ambient conditions

PCB terminal block - TDPT 4/ 3-SP-6,35-ZB - 1017522

Technical data

Ambient conditions

Ambient temperature (storage/transport)	-40 °C ... 70 °C
Ambient temperature (assembly)	-5 °C ... 100 °C
Ambient temperature (operation)	-40 °C

Termination and connection method

Test for conductor damage and slackening	IEC 60999-1:1999-11
	Test passed

Pull-out test

Pull-out test	Test passed IEC 60999-1:1999-11
	IEC 60999-1:1999-11
	Test passed
Conductor cross section / conductor type / tensile force	0.2 mm ² solid > 10 N

Mechanical tests according to standard

Test specification	IEC 60947-7-4
--------------------	---------------

Electrical tests

Rated current	41 A
Rated insulation voltage (III/2)	1000 V
Rated surge voltage (III/2)	8 kV

Air clearances and creepage distances

Insulating material group	I
Voltage	800 V
Rated insulation voltage (III/3)	800 V
Rated insulation voltage (III/2)	1000 V
Rated insulation voltage (II/2)	1000 V
Rated surge voltage (III/3)	8 kV
Rated surge voltage (III/2)	8 kV
Rated surge voltage (II/2)	6 kV

Electrical tests - Function

Specification	IEC 60947-7-4
---------------	---------------

Temperature cycles

Specification	IEC 60947-7-4
---------------	---------------

Temperature-rise test

Result	Test passed
Specification	IEC 60947-7-4:2013-08

Current carrying capacity / derating curves

Specification	IEC 60947-7-4
---------------	---------------

Standards and Regulations

PCB terminal block - TDPT 4/ 3-SP-6,35-ZB - 1017522

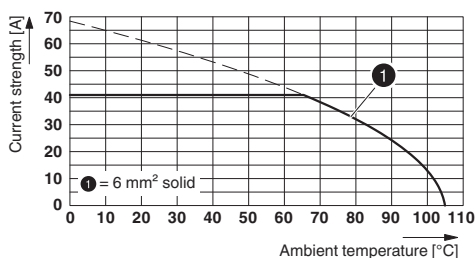
Technical data

Standards and Regulations

Connection in acc. with standard	EN-VDE
Flammability rating according to UL 94	V0

Drawings

Diagram



Type: TDPT 4/...-SP-6,35-ZB

Classifications

eCl@ss

eCl@ss 8.0	27440401
eCl@ss 9.0	27440401

ETIM

ETIM 5.0	EC002643
----------	----------

Approvals

Approvals

Approvals

cULus Recognized / cULus Recognized

Ex Approvals


Approval details

cULus Recognized		http://database.ul.com/cgi-bin/XYV/template/LISEXT/1FRAME/index.htm E60425-20180122	
	B	C	D
mm²/AWG/kcmil	24-10	24-10	24-10

PCB terminal block - TDPT 4/ 3-SP-6,35-ZB - 1017522

Approvals

	B	C	D
Nominal current IN	30 A	30 A	10 A
Nominal voltage UN	600 V	600 V	300 V

cULus Recognized  <http://database.ul.com/cgi-bin/XYV/template/LISEXT/1FRAME/index.htm> E60425-20180122

	B	C	D
mm ² /AWG/kcmil	24-10	24-10	24-10
Nominal current IN	30 A	30 A	10 A
Nominal voltage UN	600 V	600 V	300 V

Accessories

Accessories

Screwdriver tools

Screwdriver - SZF 3-1,0X5,5 - 1206612



Actuation tool, for ST terminal blocks, also suitable for use as a bladed screwdriver, size: 1.0 x 5.5 x 150 mm, 2-component grip, with non-slip grip