

T4011019031-000 ✓ ACTIVE



M8 Connector

TE Internal #: T4011019031-000

M8 Connector, Standard Circular Connectors, Wire-to-Wire, 3 Position, Sealable, Wire & Cable, 3A Contact Current Rating (Max), Signal, Brass

[View on TE.com >](#)

Connectors > Circular Connectors > Standard Circular Connectors > M8 Field Installable



Connector System: **Wire-to-Wire**

Number of Positions: **3**

Sealable: **Yes**

Connector & Contact Terminates To: **Wire & Cable**

Contact Current Rating (Max): **3 A**

[All M8 Field Installable \(16\)](#)

Features

Product Type Features

Prewired	No
Product Type	Connector
Accessory Color	Black
Assembly Type	Electrical Connector
Connector System	Wire-to-Wire
Sealable	Yes
Connector & Contact Terminates To	Wire & Cable
Circular Connector Type	Plug
Shell Type	Metal

Configuration Features

Factory Installed Backshell	With
Keying	A
Number of Positions	3



Number of Power Positions	0
Number of Signal Positions	3
Contacts Preloaded	Yes

Electrical Characteristics

Operating Voltage	60 VAC
-------------------	--------

Body Features

Peripheral Seal Material	Silicone
Environmental Protection	IP67
O-Ring Material	Silicone
Environmental Protection Type	Elastomer Sealed
Shell Base Material	Brass
Circular Connector Insulation Material Type	Polyamide 66 GF25

Contact Features

Contact Current Rating (Max)	3 A
Reverse Gender	No
Circular Connector Contact Type	Pin

Mechanical Attachment

Mating Retention Type	Threaded Coupling
Mating Alignment	With
Polarization Code	A
Mating Alignment Type	Keyed

Housing Features

Circular Connector Shell Size	12
-------------------------------	----

Dimensions

Wire Size	.25 – .14 mm ²
-----------	---------------------------

Usage Conditions

IP Dust Sealing Level	6
IP Water Sealing Level	IP67
Operating Temperature Range	-40 – 85 °C[-40 – 185 °F]

Operation/Application

Durability Rating	100 Cycles
-------------------	------------



Circuit Application	Signal
---------------------	--------

Shielded	Yes
----------	-----

Industry Standards

UL Flammability Rating	HB
------------------------	----

Other

Field Serviceable	Yes
-------------------	-----

Product Compliance

[For compliance documentation, visit the product page on TE.com>](#)

EU RoHS Directive 2011/65/EU	Compliant with Exemptions
------------------------------	---------------------------

EU ELV Directive 2000/53/EC	Out of Scope
-----------------------------	--------------

China RoHS 2 Directive MIIT Order No 32, 2016	Restricted Materials Above Threshold
---	--------------------------------------

EU REACH Regulation (EC) No. 1907/2006	<p>Current ECHA Candidate List: JUL 2021 (219)</p> <p>Candidate List Declared Against: JUL 2021 (219)</p> <p>SVHC > Threshold: Pb (4% in Component Part)</p> <p>Article Safe Usage Statements: Do not eat, drink or smoke when using this product. Wash thoroughly after handling. Recycle if possible and dispose of the article by following all applicable governmental regulations relevant to your geographic location.</p>
--	--

Halogen Content	BFR/CFR/PVC Free, but Br/Cl >900 ppm in other sources.
-----------------	--

Solder Process Capability	Not applicable for solder process capability
---------------------------	--

Product Compliance Disclaimer

This information is provided based on reasonable inquiry of our suppliers and represents our current actual knowledge based on the information they provided. This information is subject to change. The part numbers that TE has identified as EU RoHS compliant have a maximum concentration of 0.1% by weight in homogenous materials for lead, hexavalent chromium, mercury, PBB, PBDE, DBP, BBP, DEHP, DIBP, and 0.01% for cadmium, or qualify for an exemption to these limits as defined in the Annexes of Directive 2011/65/EU (RoHS2). Finished electrical and electronic equipment products will be CE marked as required by Directive 2011/65/EU. Components may not be CE marked. Additionally, the part numbers that TE has identified as EU ELV compliant have a maximum concentration of 0.1% by weight in homogenous materials for lead, hexavalent chromium, and mercury, and 0.01% for cadmium, or qualify for an exemption to these limits as defined in the Annexes of Directive 2000/53/EC (ELV). Regarding the REACH Regulation, the information TE provides on SVHC in articles for this part number is based on the latest European Chemicals Agency (ECHA) 'Guidance on requirements for substances in articles' posted at this URL: <https://echa.europa.eu/guidance-documents/guidance-on-reach>

Compatible Parts




TE Part # 2-2172089-2
M8.FMLE.PNLREAR.3POS.STR.
PCBSTND.SHLD



TE Part # T4010019031-000
M8,SCREW, FEMALE,S,SHIELD,3P,
GOLD



TE Part # T4041037031-000
M8.FMLE.PNLREAR.3POS.STR
PCBSHLD




TE Part # 2-2172091-2
M8.FMLE.PNLREAR.3POS.PCBSTAND.
RA.SHLD



TE Part # T4061340003-004
RPC-M8-FS-3CON-PUR-3.0SHS0.34

Also in the Series | M8 Connector



Standard Circular Connectors(52)

Customers Also Bought



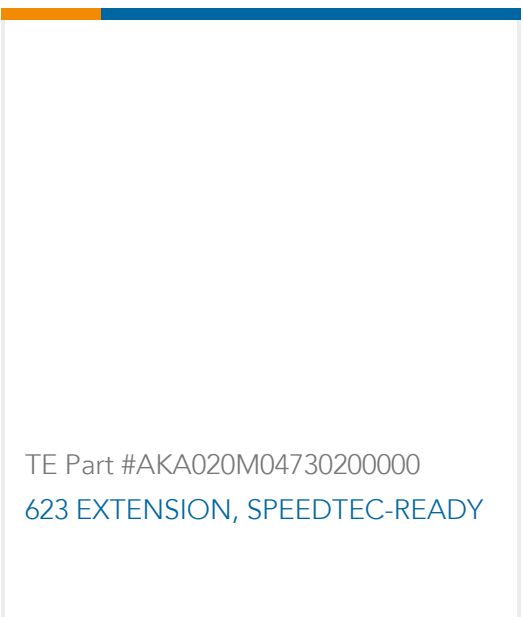
TE Part #T4011019041-000
M8 Field Installable



TE Part #T4071017031-001
M8.FMLE.PNLREAR.3POS.STR WIRE



TE Part #BSA078F26590100000
923 PLUG, SPEEDTEC



TE Part #AKA020M04730200000
623 EXTENSION, SPEEDTEC-READY



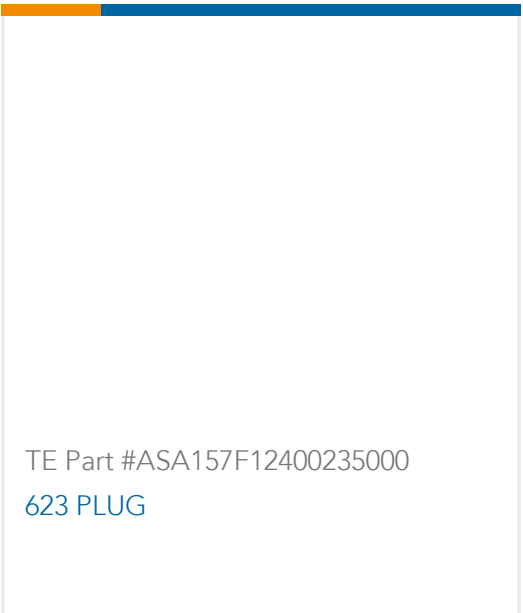
TE Part #AKA035M04730200000
623 EXTENSION, SPEEDTEC-READY



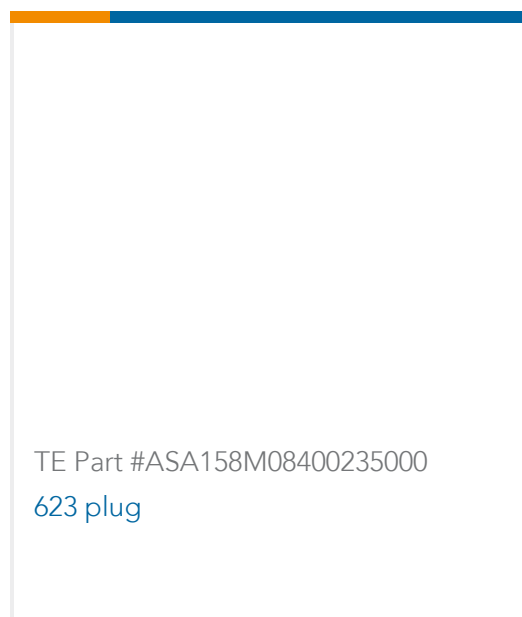
TE Part #AKA151F12400200000
623 EXTENSION, SPEEDTEC-READY



TE Part #AKA384M0448035K000
627 EXTENSION, 26-PIN



TE Part #ASA157F12400235000
623 PLUG



Documents

Product Drawings

[M8,SCREW, MALE,S,SHIELD,3P,GOLD](#)

English

CAD Files

[3D PDF](#)

3D

Customer View Model

[ENG_CVM_CVM_T4011019031-000_C.2d_dxf.zip](#)

English

Customer View Model

[ENG_CVM_CVM_T4011019031-000_C.3d_igs.zip](#)

English

Customer View Model

[ENG_CVM_CVM_T4011019031-000_C.3d_stp.zip](#)

English

By downloading the CAD file I accept and agree to the [Terms and Conditions](#) of use.

Datasheets & Catalog Pages

[M8 / M12 Connector System Catalog](#)

[M8 / M12 Connector System Catalog](#)

English

Product Specifications

[Application Specification](#)

English