

Single Shot T2 Series

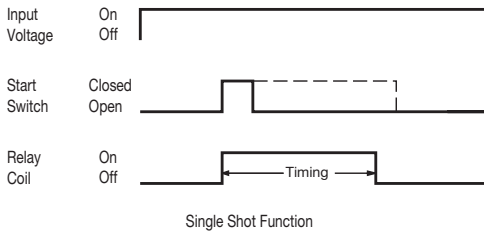
FEATURES

- 100% functionally tested
- Digital timing circuit
- Time delays to 1 hour
- ±1% repeatability
- Superior transient protection
- Fiberglass reinforced circuit board
- Internal components supported by heavy-duty chassis
- Reinforced locator pin
- Flame-retardant and solvent-resistant polyester thermoplastic housing
- File #E59090

Operating Logic: Voltage is applied to the timer at all times. Upon a momentary or maintained closure of a normally open isolated start switch, the output relay coil is energized and the time delay starts. At the end of the preset time delay, the relay coil is de-energized and the timer is ready for a new cycle.

Note: 1) Do not apply voltage or ground to the Start switch, 2) Switch leads should be shielded when running close to other wires (Start switch supplied by customer)

LOGIC FUNCTION DIAGRAM



SPECIFICATIONS

TIME DELAY

Adjustment: Knob, factory fixed on special order (min. order required)

Range: 100 ms to 1 hour in 7 ranges

Repeatability: ±1% at constant temperature

Accuracy: Maximum time -0%, +10%; Minimum time +0%, - 50%

Reset Time: 400 ms max.

INPUT

Operating Voltage: 24, 120 VAC; 12, 24 VDC ±10% (DC models have reverse polarity protection; unfiltered input voltage to them must be full-wave rectified)

Start Switch Closure Time: 20 ms min.

Power Consumption: 3 VA max.

Frequency: 50/60 Hz

OUTPUT

Type: Relay contacts, SPDT (1 form C) or DPDT; (2 form C)

Rating: 10 A max. resistive at 240 VAC; 100 mA at 5 VDC min. load current

Life:

Mechanical: 10,000,000 operations

Full Load: 500,000 operations

PROTECTION

Transient Voltage: 12 and 24 V timers are protected by an 8.8 joule metal oxide varistor; 120 V timers are protected by a 30 joule metal oxide varistor

Dielectric Breakdown: 1500 VAC, RMS min. at 60 Hz between input and outputs and between outputs

MECHANICAL

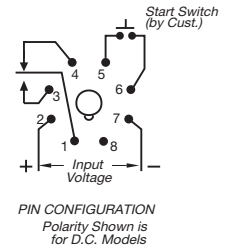
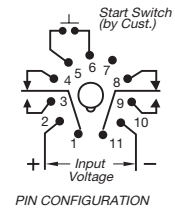
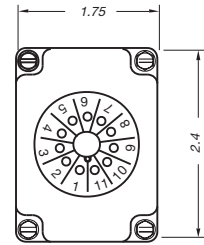
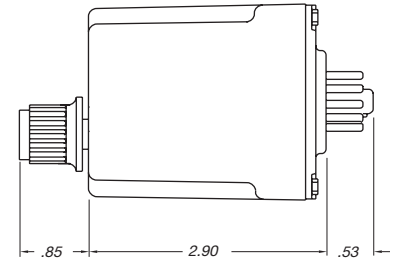
Termination: 8-pin or 11-pin plug

Mounting: Socket mount, 8-pin part number MSO-0008P-012; socket mount, 11-pin part number MSO-0011P-012

ENVIRONMENTAL

Storage Temperature: -23°C to 70°C

Operating Temperature: -23°C to 55°C



ORDERING INFORMATION

TIME RANGE	12 VDC DPDT RELAY 11-PIN BASE	24 VDC DPDT RELAY 11-PIN BASE	24 VAC DPDT RELAY 11-PIN BASE	120 VAC SPDT RELAY 8-PIN BASE	120 VAC DPDT RELAY 11-PIN BASE
.1 to 10 sec.	T2K-00010-466	T2K-00010-462	T2K-00010-467	T2K-00010-441	T2K-00010-461
.3 to 30 sec.	—	—	—	—	T2K-00030-461
.6 to 60 sec.	T2K-00060-466	T2K-00060-462	T2K-00060-467	T2K-00060-441	T2K-00060-461
1.8 to 180 sec.	—	—	—	—	T2K-00180-461
3 to 300 sec.	—	—	—	—	T2K-00300-461
6 to 600 sec.	—	—	—	—	T2K-00600-461
36 to 3600 sec.	—	—	—	—	T2K-03600-461

Consult factory for any special requirements not listed in catalog (minimum order requirement may apply).