



File No.:E75887



File No.:R 50215414



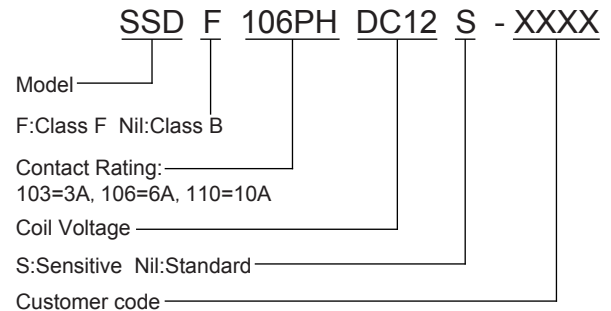
## FEATURES

- Highly reliable, low cost
- Miniature size & large switch capacity up to 10A
- High dielectric strength type
- Printed circuit terminals fits grid with 2.54mm
- CUL recognized
- Fully Sealed

## CONTACT RATINGS

Contact Arrangement	1C
Contact Resistance	50mΩ (1A 24VDC)
Contact Material	Silver Alloy
Contact Rating(Resistive)	10A/120VAC 6A/28VDC
Max. Switching Voltage	250VAC/125VDC
Max. Switching Current	10A
Max. Switching Power	2500VA/330W
Mechanical Life	2×10 <sup>7</sup> operations
Electrical Life	1×10 <sup>5</sup> operations

## ORDERING INFORMATION



## COIL DATA

at 20°C

### Standard Type

Nominal Voltage VDC	Pick-up Voltage (Max.) VDC	Drop-out Voltage (Min.) VDC	Max. Allowable Voltage VDC	Coil Resistance Ω±10%
3	2.25	0.3	3.9	20
5	3.75	0.5	6.5	56
6	4.50	0.6	7.8	80
9	6.75	0.9	11.7	180
12	16.0	1.2	15.6	320
24	18.0	2.4	31.2	1150
48	36.0	4.8	62.4	4608

### Sensitive Type

Nominal Voltage VDC	Pick-up Voltage (Max.) VDC	Drop-out Voltage (Min.) VDC	Max. Allowable Voltage VDC	Coil Resistance Ω±10%
5	3.75	0.5	6.5	80
6	4.50	0.6	7.8	110
9	6.75	0.9	11.7	250
12	16.0	1.2	15.6	440
24	18.0	2.4	31.2	1780

## CHARACTERISTICS

Insulation Resistance	100MΩ (at 500VDC)	
Dielectric Strength	Between coil & contacts	3000VAC 1min
	Between open contacts	750VAC 1min
Operate time (at nomi. volt.)	≤7ms	
Release time (at nomi. volt.)	≤4ms	
Humidity	45% ~ 85% RH	
Ambient temperature	Class B -45°C~85°C. Class F -45°C~105°C	
Shock Resistance	Functional	98m/s <sup>2</sup>
	Destructive	980m/s <sup>2</sup>
Vibration resistance	10Hz ~ 55Hz 1.5mm DA	
Unit weight	Approx. 10g	
Construction	Sealed Type	

Notes:1) The data shown above are initial values.

2) Please find coil temperature curve in the characteristic curved below.

This datasheet is for customers' reference. All the specifications are subject to change without notice.



\* SINCE 1976 \*

TEL:(516) 328-9292 FAX:(516)326-9125 www.hascorelays.com email:info@hascorelays.com

# RELAYS

# SSD SERIES

# SPDT

3,6,10 Amp

## COIL

Coil Power	Standard: 450mW (24V、48V:500mW)
	Sensitive: 310mW~330mW

## SAFETY APPROVAL RATINGS

UL&CUL	106	6A/120VAC
	110	10A/120VAC
TüV	10A/250VAC, 10A/28VDC	

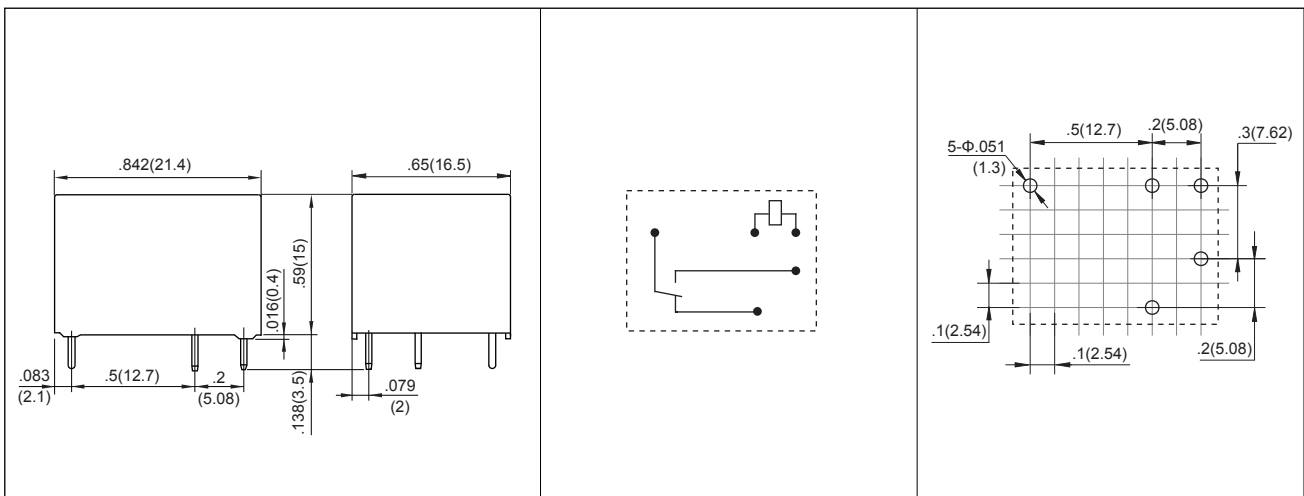
## OUTLINE DIMENSIONS, WIRING DIAGRAM AND PC BOARD LAYOUT.

Unit: inch(mm)

Outline Dimensions

Wiring Diagram  
(Bottom view)

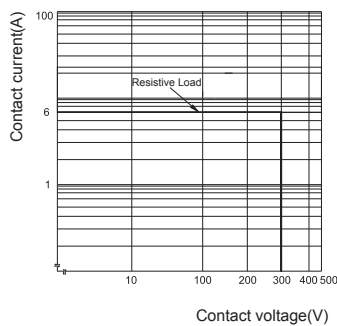
PCB Layout  
(Bottom view)



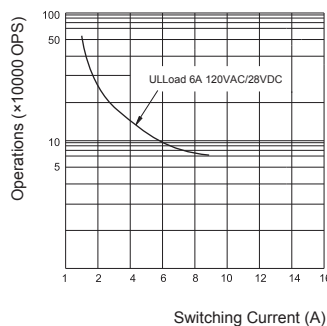
Remark: 1) In case of no tolerance shown in outline dimension: outline dimension  $\leq 1\text{mm}$ , tolerance should be  $\pm 0.2\text{mm}$ ; outline dimension  $> 1\text{mm}$  and  $\leq 5\text{mm}$ , tolerance should be  $\pm 0.3\text{mm}$ ; outline dimension  $> 5\text{mm}$ , tolerance should be  $\pm 0.4\text{mm}$ .  
2) The tolerance without indicating for PCB layout is always  $\pm 0.1\text{mm}$ .

## CHARACTERISTIC CURVES

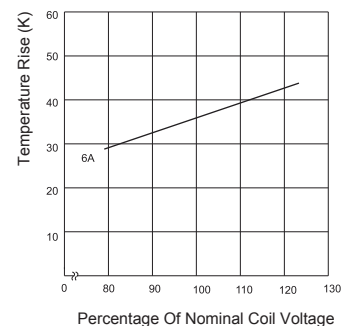
MAXIMUM SWITCHING POWER



ENDURANCE CURVE



COIL TEMPERATURE RISE



This datasheet is for customers' reference. All the specifications are subject to change without notice.