

NON-PROGRAMMABLE COMPACT



- ◆ Compact, economical design with standard features for basic applications
- ◆ 6 separate timing ranges from 0.2 to 300 seconds
- ◆ 5A SPDT output contacts
- ◆ Uses industry-standard 8 pin octal sockets



with appropriate socket

TIMING RANGES

**** TIMING RANGE TABLE**
COMPLETE PRODUCT NUMBER USING TWO DIGIT CODE FROM TABLE BELOW
i.e., SS-6262-04

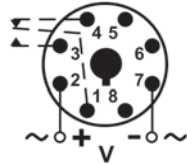
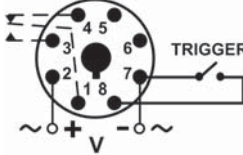
Time Delay Range	Code
0.2 - 5 Sec.	04
0.5 - 15 Sec.	06
1 - 30 Sec.	07
2 - 60 Sec.	08
6 - 180 Sec.	10
10 - 300 Sec.	12

For Fixed Time Delay, add suffix "F" and time delay desired to basic Product Number, i.e., SS-6262-F5S is an On Delay fixed at 5 seconds.



Better. By Design.

800.238.7474
WWW.MACROMATIC.COM
SALES@MACROMATIC.COM

FUNCTION ■	INPUT VOLTAGE	PRODUCT NUMBER **	WIRING/ SOCKET
ON DELAY A	120V AC 12V DC 24V AC/DC	SS-6262-** SS-6266-** SS-6268-**	8 Pin Octal 70169-D 
INTERVAL ON B	120V AC 12V DC 24V AC/DC	SS-8062-** SS-8066-** SS-8068-**	DIAGRAM 5 8 Pin Octal 70169-D
OFF DELAY C	120V AC 12V DC 24V AC/DC	SS-8562-** SS-8566-** SS-8568-**	DIAGRAM 6 8 Pin Octal 70169-D 
SINGLE SHOT D	120V AC 12V DC 24V AC/DC	SS-8762-** SS-8766-** SS-8768-**	

■ See "Definitions of Timing Functions".

** Complete Product Number using two-digit Code from Table left.

Sockets & Accessories available

APPLICATION DATA

Voltage Tolerance:

AC Operation: +10/-15% of nominal at 50/60 Hz.; DC Operation: +10/-15% of nominal.

Load (Burden): Less than 3 VA

Setting Accuracy:

Maximum Setting: +10%, -0%
Minimum Setting: +0%, -50%
Fixed Time Delay: > 2 Seconds ±2%
0.1 - 2 Seconds ±5%

Repeat Accuracy:

> 2 Seconds Delay ±2%
0.1 - 2 Seconds Delay ±5%

Reset Time: 0.2 Seconds

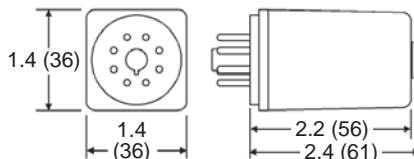
Triggering Off Delay & Single Shot Units:

Timing sequence must be initiated only after input power is applied to unit. Minimum required trigger switch closure time is 0.1 seconds.

Temperature:

Operating: 0° to 60°C (32° to 140°F)
Storage: -40° to 85°C (-40° to 185°F)

DIMENSIONS



All Dimensions in Inches (Millimeters)

Compatibility:

Using a solid state switch to initiate the time sequence is acceptable. See www.macromatic.com/leakage or contact Macromatic for information regarding leakage current limits and other solid state design considerations.

Output Contacts:

SPDT 5A @ 120V AC/28V DC,
1/6HP @ 120V AC

Life:

Mechanical: 10 million operations
Full Load: 100,000 operations

Approvals:



Build your Time Delay Relays with the [Online Product Builder](#)