



Features

- Shielded construction
- Carbonyl powder core
- High saturation current
- Low profile - 1.0 mm
- Inductance range: 0.10 to 10 μ H
- AEC-Q200 qualified
- RoHS compliant* and halogen free**

Applications

- Automotive systems:
 - Driver assistant
 - Information
 - Entertainment
 - Lighting
- DC/DC converters
- Power supplies

SRP4012TA Series - Shielded Power Inductors

Electrical Specifications @ 25 °C

Bourns Part Number	Inductance @ 100 KHz / 1 V		Q (Min.) @ 100 KHz / 1 V	SRF (MHz) Typ.	DCR (m Ω) Typ.	DCR (m Ω) Max.	I _{rms} (A)	I _{sat} (A)	Terminal Type
	L (μ H)	Tol. (%)							
SRP4012TA-R10Y	0.10	\pm 30	5	400	4.3	5.5	11.5	25	Lead Frame
SRP4012TA-R22M	0.22	\pm 20	5	200	6.6	8	8.5	20	
SRP4012TA-R36M	0.36	\pm 20	10	143	15.5	18	6.5	8.5	
SRP4012TA-R47M	0.47	\pm 20	10	120	18	20	6.0	6.5	
SRP4012TA-R60M	0.60	\pm 20	10	117	22.5	26	5.3	6	
SRP4012TA-1R0M	1.0	\pm 20	10	80	41	47	4.0	6	
SRP4012TA-1R2M	1.2	\pm 20	10	70	48	56	3.5	5	
SRP4012TA-1R5M	1.5	\pm 20	10	62	55	63.3	3.0	4	
SRP4012TA-2R2M	2.2	\pm 20	10	58	69.2	80	2.8	3.5	
SRP4012TA-3R3M	3.3	\pm 20	10	41	84	97	2.3	3	
SRP4012TA-4R7M	4.7	\pm 20	10	35	128	145	2.0	2.5	
SRP4012TA-5R6M	5.6	\pm 20	10	30	180	208	1.7	2.3	
SRP4012TA-6R8M	6.8	\pm 20	10	28	300	360	1.5	1.7	
SRP4012TA-8R2M	8.2	\pm 20	10	25	313	376	1.4	1.6	
SRP4012TA-100M	10.0	\pm 20	10	23	410	463	1.3	1.4	

General Specifications

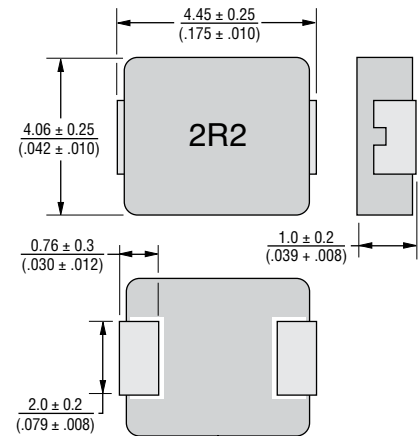
Test Voltage 1.0 V
 Test Frequency 100 KHz
 Operating Temperature -40 °C to +150 °C
 (Temperature rise included)
 Storage Temperature -40 °C to +125 °C
 Rated Current Inductance drops 20 % at I_{sat}
 Temperature Rise 40 °C at rated I_{rms}
 Resistance to Soldering Heat +260 °C, 40 sec. max.
 Moisture Sensitivity Level 1
 ESD Classification (HBM) 3B

Materials

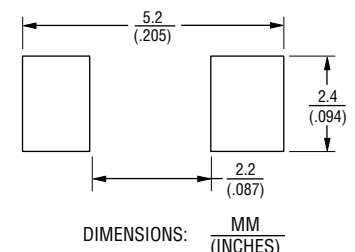
Core Carbonyl powder
 Wire Enameled copper
 Terminal Finish Sn
 Packaging 4000 pcs. per 13-inch reel

Product Dimensions

Lead Frame Terminal



Recommended Layout

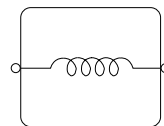


How to Order

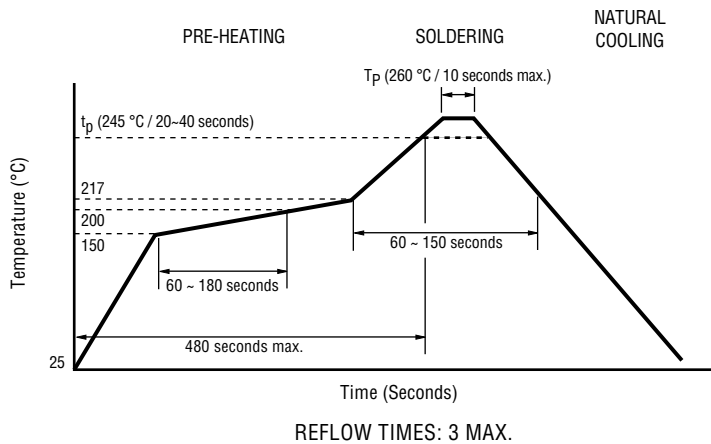
SRP4012TA - 100M

Model _____
 Value Code (see table) _____

Electrical Schematic



Soldering Profile



* RoHS Directive 2002/95/EC Jan. 27, 2003 including annex and RoHS Recast 2011/65/EU June 8, 2011.

**Bourns considers a product to be "halogen free" if (a) the Bromine (Br) content is 900 ppm or less; (b) the Chlorine (Cl) content is 900 ppm or less; and (c) the total Bromine (Br) and Chlorine (Cl) content is 1500 ppm or less.

Specifications are subject to change without notice.

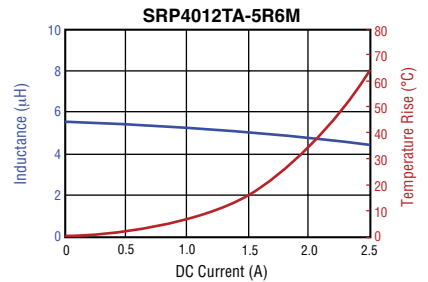
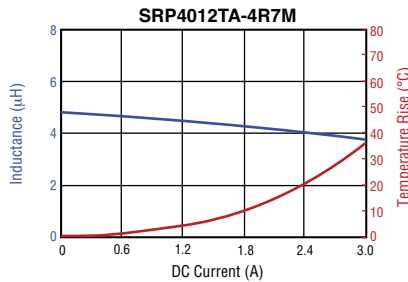
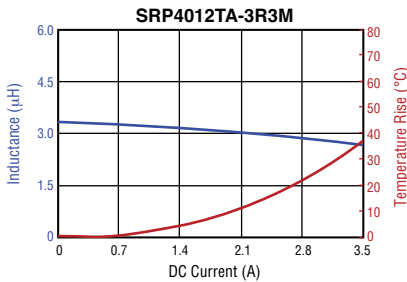
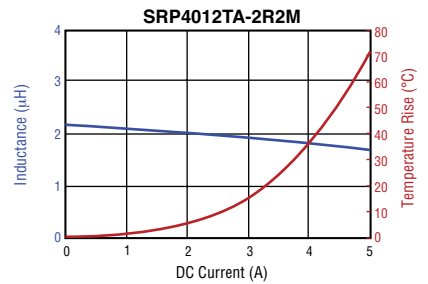
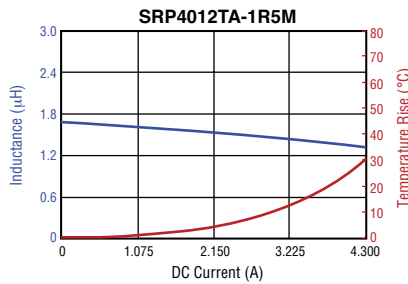
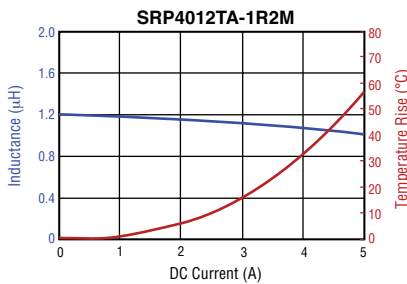
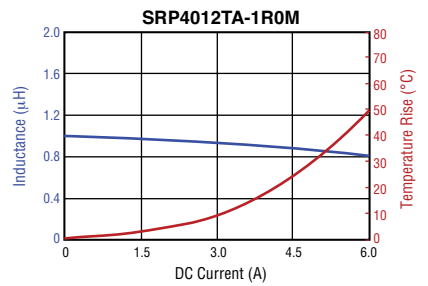
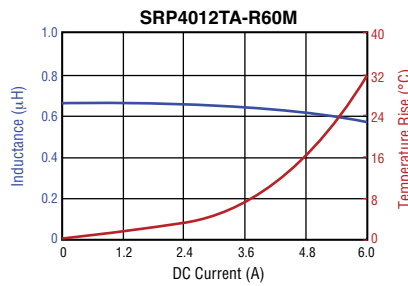
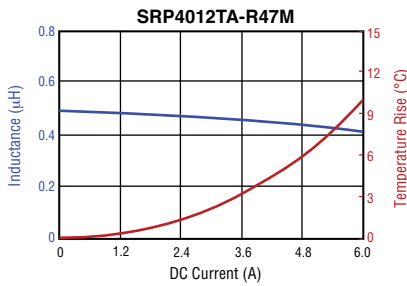
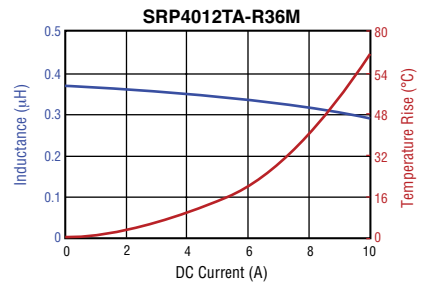
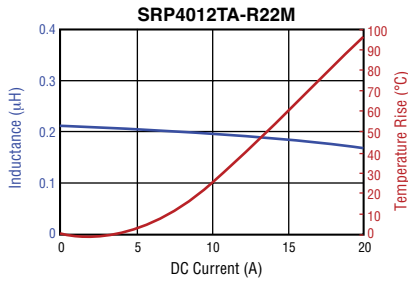
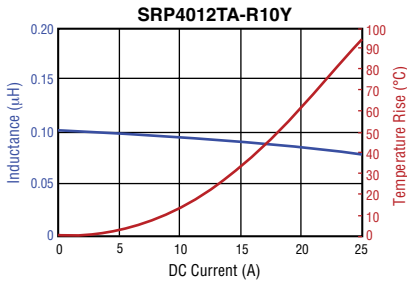
The device characteristics and parameters in this data sheet can and do vary in different applications and actual device performance may vary over time.

Users should verify actual device performance in their specific applications.

SRP4012TA Series - Shielded Power Inductors



L vs. I Charts

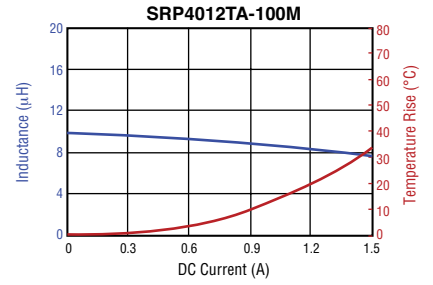
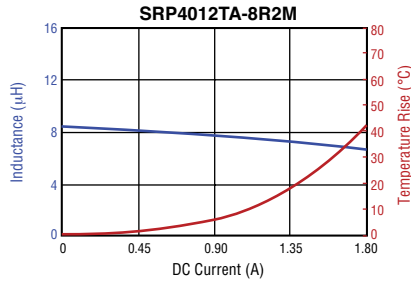
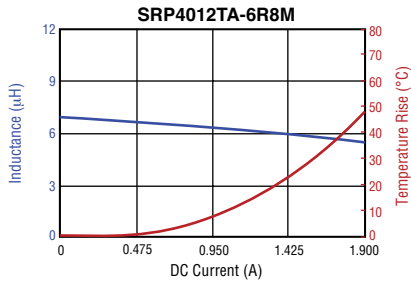


Specifications are subject to change without notice. The device characteristics and parameters in this data sheet can and do vary in different applications and actual device performance may vary over time. Users should verify actual device performance in their specific applications.

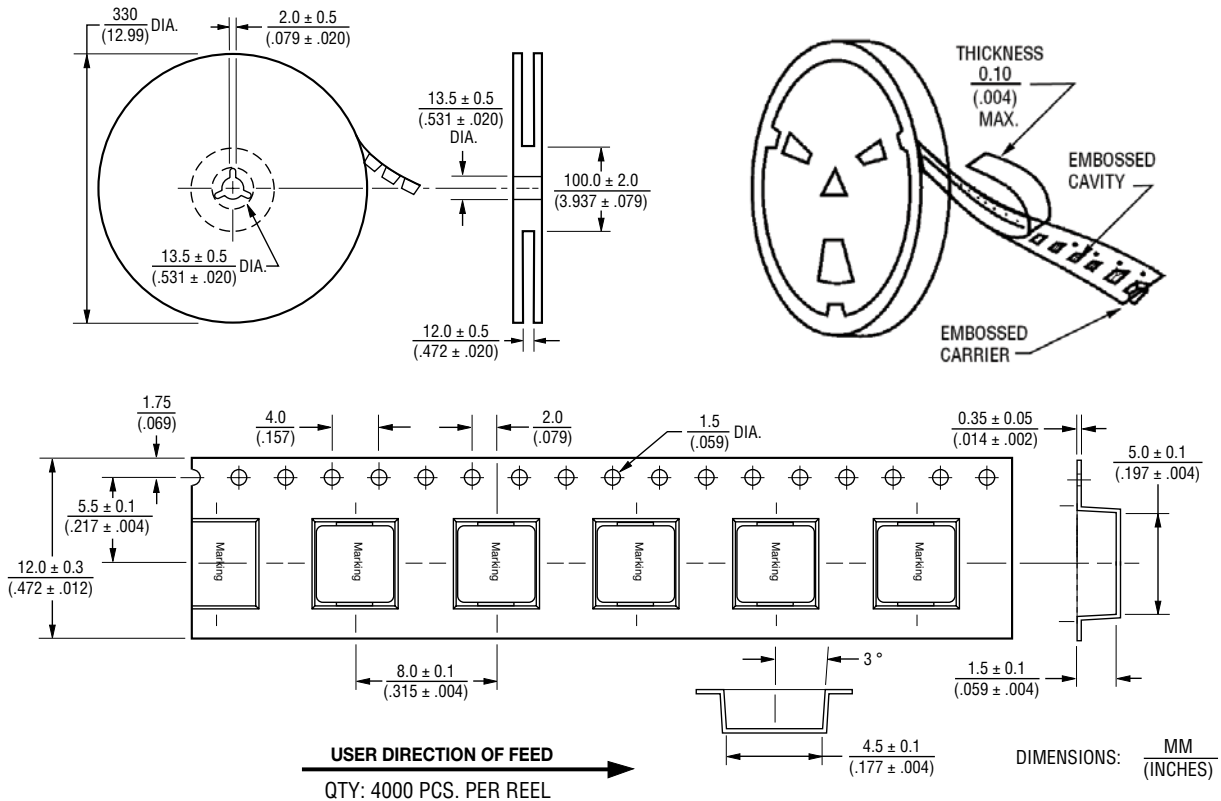
SRP4012TA Series - Shielded Power Inductors



L vs. I Charts



Packaging Specifications



REV. 06/17

Specifications are subject to change without notice. The device characteristics and parameters in this data sheet can and do vary in different applications and actual device performance may vary over time. Users should verify actual device performance in their specific applications.