






(2,00 mm) .0787"

SQW-112-01-F-D-VS-LC



SQW-111-01-L-6



SQW-114-01-F-6

SQW SERIES

COST-EFFECTIVE RUGGED SOCKETS

SPECIFICATIONS

For complete specifications and recommended PCB layouts see www.samtec.com/SQW

Insulator Material:
Black Liquid Crystal Polymer

Contact Material:
Phosphor Bronze

Plating:
Sn or Au over
50µ" (1,27 µm) Ni

Current Rating (SQW/TMMH):
3.8 A per pin
(1 pin powered per row)

Voltage Rating:
500 VAC mated with
TMM or TMMH

Operating Temp Range:
-55°C to +125°C

Contact Resistance:
10 mΩ

Insertion Depth:
(2,62 mm) .103" to
(5,03 mm) .198" with
(0,38 mm) .015" wipe

Insertion Force:
(Single contact only)
1.8 oz (0,50 N) avg.

Withdrawal Force:
(Single contact only)
1.0 oz (0,28 N) avg.

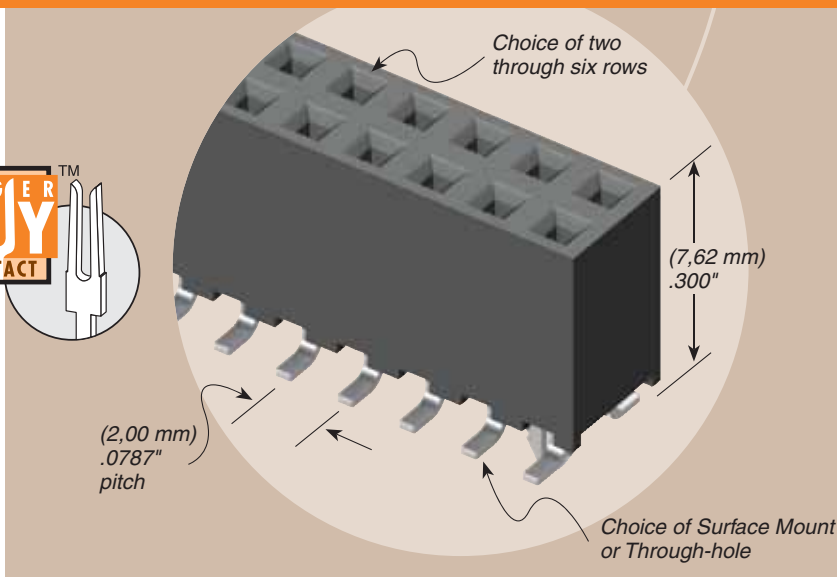
Max Cycles:
100 with 10µ" (0,25 µm) Au

RoHS Compliant:
Yes

Processing:
Lead-Free Solderable:
Yes, for -D & -D-VS
(Wave only for -T, -Q, -5 & -6)

SMT Lead Coplanarity:
(0,15 mm) .006" max

Mates with:
TMMH, TMM,
MTMM, MMT,
TW, TSH, TCMD,
LTMM, PTT



SQW	1	NO. PINS PER ROW	01	PLATING OPTION	ROW OPTION	OPTION
		02 thru 50		-F = Gold flash on contact, Matte Tin on tail	-D = Double Row	- "XXX" = Polarized Position
				-L = 10µ" (0,25 µm) Gold on contact, Matte Tin on tail	-D-VS = Double Row Surface Mount	-D-VS only options: -A = Alignment Pin (5 positions minimum) Metal or plastic at Samtec discretion. (N/A with -LC)
					-T = Triple Row	-LC = Locking Clip (5 positions minimum) (N/A with -A) (Manual placement required)
					-Q = Four Row	-K = (4,25 mm) .167" DIA Polyimide Film Pick & Place Pad (4 positions minimum)
					-5 = Five Row	-P = Pick & Place Pad (4 positions minimum)
					-6 = Six Row	-TR = Tape & Reel Packaging (4 thru 28 positions only)

No. of positions x (2,00) .0787 + (0,30) .012 06

300

(2,00) No. of rows x (2,00) .0787 TYP

295

01

(6,35) .250

(1,27) .050

(0,51) .020

(0,38) .015

(2,29) .090

(0,25) .010 TYP

(4,74) .187

(5,72) .225 x (5,13) .202

(0,89) .035

(1,27) .050

(0,25) .010 x (1,42) .056

-P OPTION

-A OPTION

-LC OPTION

-D, -T, -Q, -5, -6

-D-VS

Due to technical progress, all designs, specifications and components are subject to change without notice.

WWW.SAMTEC.COM

SAMTEC USA • Tel: +1-800-SAMTEC-9 or +1-812-944-6733 SAMTEC NORTHERN CALIFORNIA • Tel: +1-408-395-5900 SAMTEC SOUTHERN CALIFORNIA • Tel: +1-800-726-8329

SAMTEC SOUTH AMERICA • Tel: +55 31 3786 3227 SAMTEC UNITED KINGDOM • Tel: +44 01236 739292 SAMTEC GERMANY • Tel: +49 (0) 89 / 89460-0

SAMTEC FRANCE • Tel: +33 1 60 95 06 60 SAMTEC ITALY • Tel: +39 039 6890337 SAMTEC NORDIC/BALTIC • Tel: +46 8 4477280 SAMTEC BENELUX • Tel: +44 01236 739292

SAMTEC ISRAEL • Tel: +972 3 7526600 SAMTEC INDIA • Tel: +91 80 3272 1612 SAMTEC ANZ • Tel: +613 9580 0683 SAMTEC SINGAPORE • Tel: +65 6745 5955 SAMTEC JAPAN • Tel: +81 45 475 1385

SAMTEC SHANGHAI • Tel: +86 21 6083 3766 SAMTEC SHENZHEN • Tel: +86 755 83776780 SAMTEC TAIWAN • Tel: +886 2 2735 6109 SAMTEC HONG KONG • Tel: +852 26904658 SAMTEC KOREA • Tel: +82 31 717 5685

TAPE & REEL AVAILABILITY

No tooling charges.
Minimum order is the lesser of a full reel quantity or 125 pieces.
Order any quantity above minimum.
In-house design, manufacture.
Quick turn-around.

Call Samtec for specifications and ordering information.

Note: Some lengths, styles and options are non-standard, non-returnable.