

REVISIONS

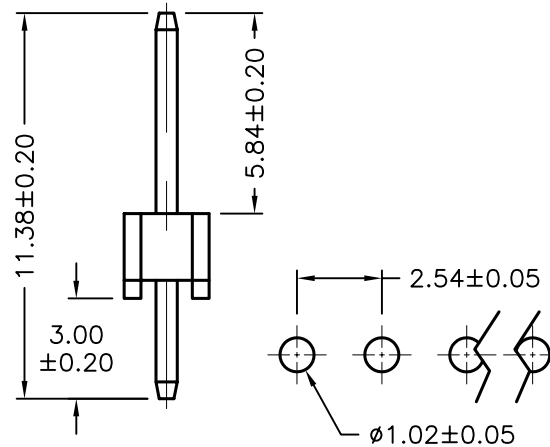
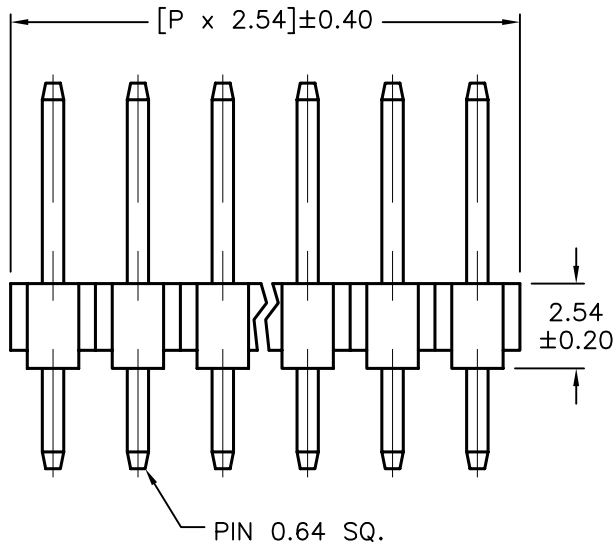
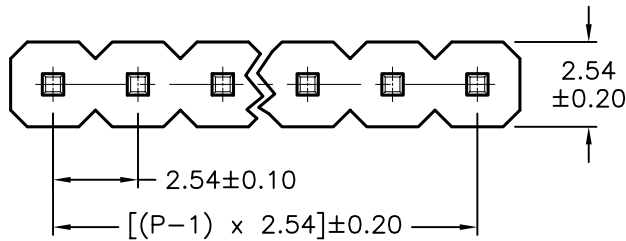
DOC. NO. SPC-F005 \* Effective: 7/8/02 \* DCP No: 1398

DCP #	REV	DESCRIPTION	DRAWN	DATE	CHECKD	DATE	APPRVD	DATE
1878	A	RELEASED	EO	6/5/06	YA	06/19/06	HO	06/19/06

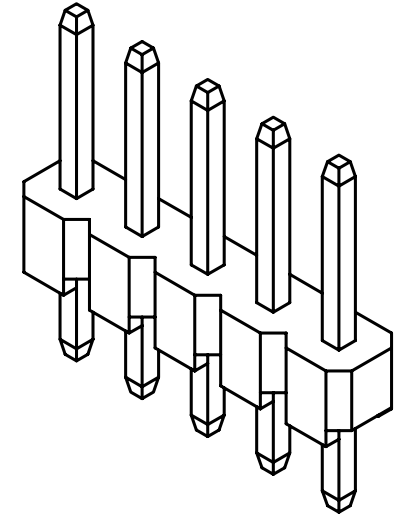


**Specifications:**

- Current Rating: 3A AC,DC
- Voltage Rating: 250V AC,DC
- Temperature Range: -25°C ~ +85°C
- Contact Resistance: 20 miliohm Max.
- Insulation Resistance: 1000 Megohm Min.
- Withstanding Voltage: 1500V AC/minute
- Pin Material: See Parts Table
- Material: PBT30%GF, UL94V-0
- Color: Black



**P.C.B LAYOUT**



SPC Type No.	Number of Positions (P)	Pin Material
SPC20481	2	Brass, Flash Gold Plated
SPC20482	3	
SPC20483	4	
SPC20484	40	
SPC20485	2	Brass, Tin Plating
SPC20486	3	
SPC20487	4	
SPC20488	5	
SPC20489	10	
SPC20490	40	

DISCLAIMER: ALL STATEMENTS AND TECHNICAL INFORMATION CONTAINED HEREIN ARE BASED UPON INFORMATION AND/OR TESTS WE BELIEVE TO BE ACCURATE AND RELIABLE. SINCE CONDITIONS OF USE ARE BEYOND OUR CONTROL, THE USER SHALL DETERMINE THE SUITABILITY OF THE PRODUCT FOR THE INTENDED USE AND ASSUME ALL RISK AND LIABILITY WHATSOEVER IN CONNECTION THEREWITH.

**TOLERANCES:**

UNLESS OTHERWISE SPECIFIED,  
 .X ±0.25  
 .XX ±0.15  
 .XXX ±0.05

DRAWN BY:	DATE:
EKLAS ODISH	6/5/06
CHECKED BY:	DATE:
YILMAZ AKYODEM	06/19/06
APPROVED BY:	DATE:
HISHAM ODISH	06/19/06

DRAWING TITLE: PCB Header, Single Row Straight, 0.100 Inch Spacing

SIZE	DWG. NO.	ELECTRONIC FILE	REV
A	TA-775	TA-775.DWG	A
SCALE: NTS	U.O.M.: millimeters	SHEET: 1 OF 1	