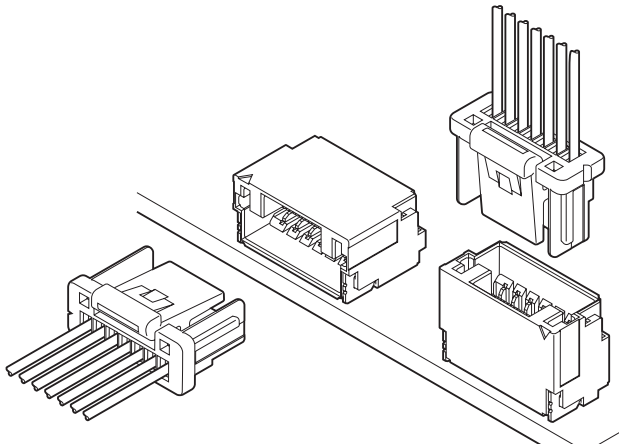


NSH CONNECTOR

1.0mm pitch/Disconnectable Crimp style connectors



1.0mm pitch secure lock type connector. This low insertion force type connector realizes easier mating operation. The basic concept of the contact part of this connector is equivalent to the performance proven SHL connector.

- Secure locking structure
- Contact lock structure
- Prevention of contact deformation
- Clear engagement click sounds

Specifications

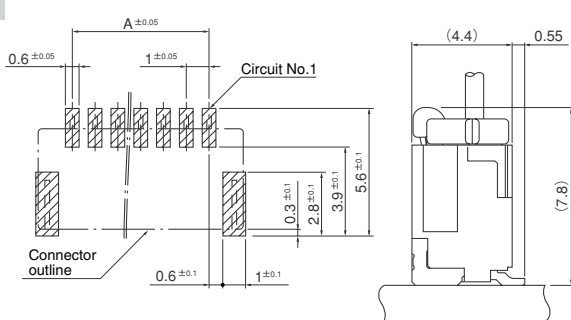
- Current rating: 1.0 A AC, DC (AWG #28)
- Voltage rating: 50 V AC, DC
- Temperature range: -25°C to +85°C
(including temperature rise in applying electrical current)
- Contact resistance: Initial value/ 30 mΩ max.
After environmental testing/ 50 mΩ max.
- Insulation resistance: 100 MΩ min.
- Withstanding voltage: 500 VAC/minute
- Applicable wire: Conductor size/ AWG #32 to #28
Insulation O.D./ 0.4 to 0.8 mm

- * Refer to "General Instruction and Notice when using Terminals and Connectors" at the end of this catalog.
- * Contact JST for details.
- * Compliant with RoHS.

Standards

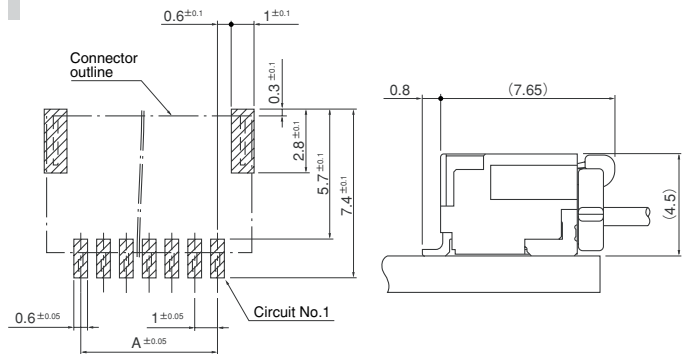
Recognized E60389

Top entry type

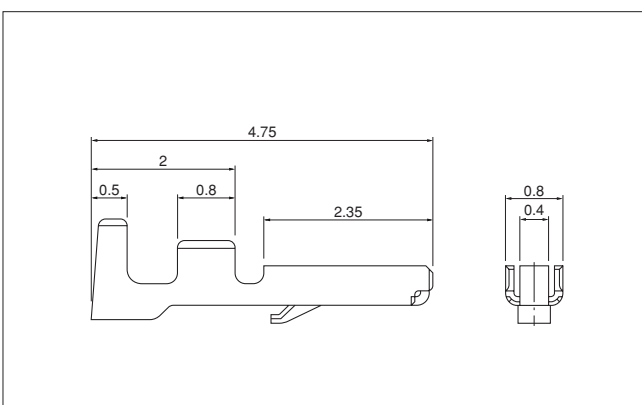


- Note: 1. The above figure is the figure viewed from the connector mounting side.
2. Tolerances are non-cumulative: ±0.05mm for all centers.
3. The dimensions above should serve as a guideline. Contact JST for details.

Side entry type



Contact



Model No.	Applicable wire		Insulation O.D. (mm)	Q'ty / reel
	mm ²	AWG#		
SSHL-003T-P0.2	0.032~0.08	32~28	0.4~0.8	41,000

Material and Finish

Phosphor bronze, tin-plated (reflow treatment)

RoHS compliance

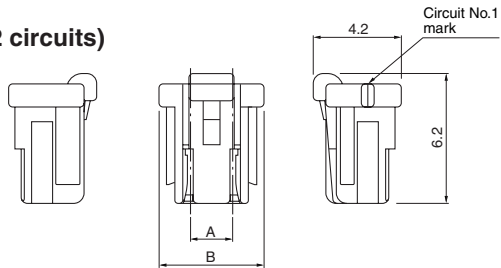
Contact	Crimping machine	Applicator		
		Crimp applicator	Dies	Crimp applicator with dies
SSHL-003T-P0.2	AP-K2N	MKS-L-10-3	MK/SSH/L-003-02	APLMK SSH/L003-02
		*MKS-SC	SC/SSH/L-003-02	APLSC SSH/L003-02

Note: *Strip-crimp applicator
Contact JST for applicable wires in case that it is not usable due to wire size.

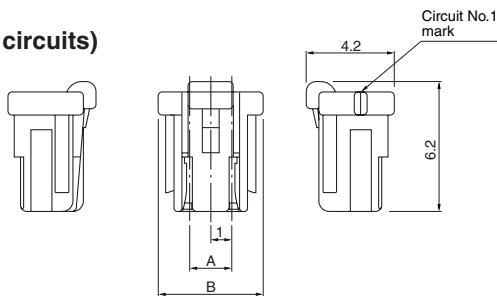
NSH CONNECTOR

Housing

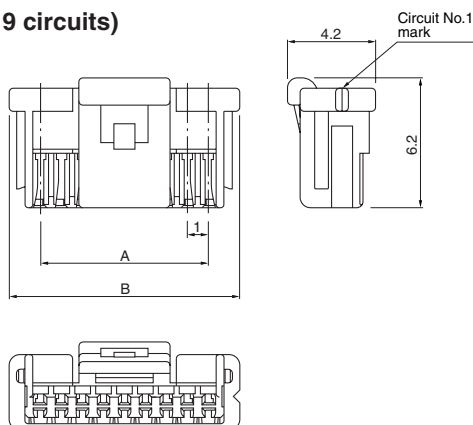
(2 circuits)



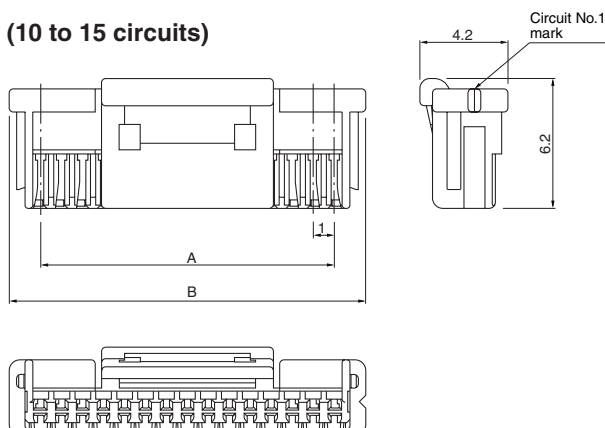
(3 circuits)



(4 to 9 circuits)



(10 to 15 circuits)



Circuits	Model No.	Dimensions (mm)		Q'ty / bag
		A	B	
2	NSHR-02V-S	*2.0	*5.0	3,000
3	NSHR-03V-S	2.0	5.0	3,000
4	NSHR-04V-S	3.0	6.0	2,500
5	NSHR-05V-S	4.0	7.0	2,000
6	NSHR-06V-S	5.0	8.0	1,500
7	NSHR-07V-S	6.0	9.0	1,500
8	NSHR-08V-S	7.0	10.0	1,500
9	NSHR-09V-S	8.0	11.0	1,000
10	NSHR-10V-S	9.0	12.0	1,000
11	NSHR-11V-S	10.0	13.0	1,000
12	NSHR-12V-S	11.0	14.0	1,000
13	NSHR-13V-S	12.0	15.0	1,000
14	NSHR-14V-S	13.0	16.0	1,000
15	NSHR-15V-S	14.0	17.0	1,000

Material

PBT, UL94V-0, natural

RoHS compliance

Note: 2 circuits product is that the second pin of 3 circuits product is plugged up. (Between circuits 2.0mm pitch)

<For reference> As the color identification, the following alphabet shall be put in the underlined part.

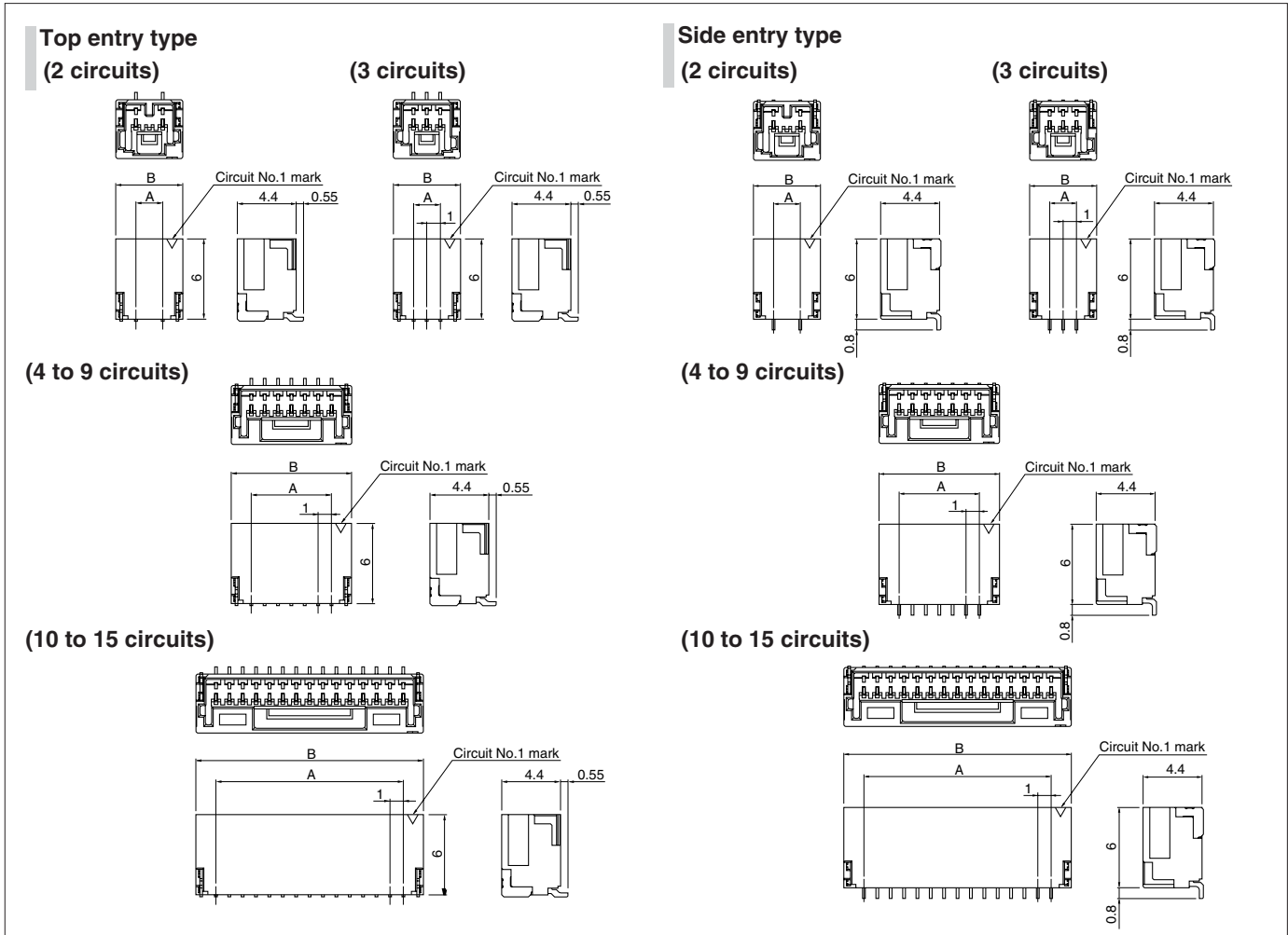
For availability, delivery and minimum order quantity, contact JST.

ex. **NSHR-02V-S**

S...natural Z...ivory TR...tomato red E...blue MG...moss green
DH...dark gray LE...light blue K...black DPK...dark pink

NSH CONNECTOR

Shrouded header



Top entry type

Circuits	Model No.	Dimensions (mm)		Q'ty / reel
		A	B	
2	BM02B-NSHSS-TBT	*2.0	*5.0	1,000
3	BM03B-NSHSS-TBT	2.0	5.0	1,000
4	BM04B-NSHSS-TBT	3.0	6.0	1,000
5	BM05B-NSHSS-TBT	4.0	7.0	1,000
6	BM06B-NSHSS-TBT	5.0	8.0	1,000
7	BM07B-NSHSS-TBT	6.0	9.0	1,000
8	BM08B-NSHSS-TBT	7.0	10.0	1,000
9	BM09B-NSHSS-TBT	8.0	11.0	1,000
10	BM10B-NSHSS-TBT	9.0	12.0	1,000
11	BM11B-NSHSS-TBT	10.0	13.0	1,000
12	BM12B-NSHSS-TBT	11.0	14.0	1,000
13	BM13B-NSHSS-TBT	12.0	15.0	1,000
14	BM14B-NSHSS-TBT	13.0	16.0	1,000
15	BM15B-NSHSS-TBT	14.0	17.0	1,000

Material and Finish

Contact: Copper alloy, copper-undercoated, tin-plated (reflow treatment)
 Wafer: Polyamide, UL94V-0, natural
 Reinforcement: Copper alloy, copper-undercoated, tin-plated (reflow treatment)

RoHS compliance This product displays (LF)(SN) on a label.

Note: 1. This products listed above are supplied on embossed-tape/with suction tape.

2. 2 circuits product is that the second pin of 3 circuits product is plugged up. (Between circuits 2.0mm pitch)

<For reference> As the color identification, the following alphabet shall be put in the underlined part.

For availability, delivery and minimum order quantity, contact JST.

ex. **BM02B-NSHSS-TBT** **SM02B-NSHSS-TB**

S...natural Z...ivory TR...tomato red E...blue MG...moss green DH...dark gray LE...light blue K...black DPK...dark pink

Side entry type

Circuits	Model No.	Dimensions (mm)		Q'ty / reel
		A	B	
2	SM02B-NSHSS-TB	*2.0	*5.0	1,500
3	SM03B-NSHSS-TB	2.0	5.0	1,500
4	SM04B-NSHSS-TB	3.0	6.0	1,500
5	SM05B-NSHSS-TB	4.0	7.0	1,500
6	SM06B-NSHSS-TB	5.0	8.0	1,500
7	SM07B-NSHSS-TB	6.0	9.0	1,500
8	SM08B-NSHSS-TB	7.0	10.0	1,500
9	SM09B-NSHSS-TB	8.0	11.0	1,500
10	SM10B-NSHSS-TB	9.0	12.0	1,500
11	SM11B-NSHSS-TB	10.0	13.0	1,500
12	SM12B-NSHSS-TB	11.0	14.0	1,500
13	SM13B-NSHSS-TB	12.0	15.0	1,500
14	SM14B-NSHSS-TB	13.0	16.0	1,500
15	SM15B-NSHSS-TB	14.0	17.0	1,500

Material and Finish

Contact: Copper alloy, copper-undercoated, tin-plated (reflow treatment)
 Wafer: Polyamide, UL94V-0, natural
 Reinforcement: Copper alloy, copper-undercoated, tin-plated (reflow treatment)

RoHS compliance This product displays (LF)(SN) on a label.

Note: 1. This products listed above are supplied on embossed-tape/without suction tape.

2. 2 circuits product is that the second pin of 3 circuits product is plugged up. (Between circuits 2.0mm pitch)