


# 6.6mm Square Dust-proof TACT Switch (Radial)

SKQK Series

Unique dust-proof structure type is excellent for high density mounting.

Power  
Push  
Slide  
Rotary  
Encoders



Jog Shuttle  
Telephone-hook  
Detector  
Vibration Sensors  
Dual-in-line Package Type  
Multi Control Devices

TACT

Sharp Feeling

Soft Feeling

Snap-in Type

Surface Mount Type

Radial Type

## Features

- Switches are supplied with radial taping.
- Allows automatic insertion onto PC board with the radial auto insertion machine.
- Mounting dimensions are compatible with our conventional SKHV series.

## Applications

- For various operations such as various audiovisual apparatuses, TVs, video recorders, and telephones for computerization

## Products Line

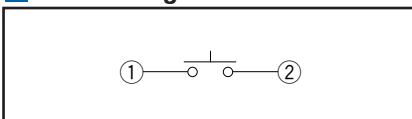
Products No.	Operating force	Operating direction	Travel (mm)	Rating (max.)	Operating life (5mA 5V DC)	Initial contact resistance	Stem color	Stem height
SKQKAAD010	0.98N	Vertical	0.25	50mA 12V DC	1,000,000cycles	100mΩ max.	Black	h=5mm
SKQKABD010	1.57N				500,000cycles		Dark gray	
SKQKADD010	0.98N				1,000,000cycles		Black	h=7mm
SKQKAED010	1.57N				500,000cycles		Dark gray	
SKQKAJD010	0.98N				200,000cycles		Black	h=9.5mm
SKQKAKD010	1.57N				Dark gray			

## Dimensions

Unit : mm

Style	PC board mounting hole dimensions (Viewed from switch mounting face)								
<table border="1" style="margin-top: 10px;"> <thead> <tr> <th>h</th> <th>A</th> </tr> </thead> <tbody> <tr> <td>5</td> <td>3.5</td> </tr> <tr> <td>7</td> <td>3.3</td> </tr> <tr> <td>9.5</td> <td>3</td> </tr> </tbody> </table>	h	A	5	3.5	7	3.3	9.5	3	
h	A								
5	3.5								
7	3.3								
9.5	3								

## Circuit Diagram



## Note

1.6mm thick PC board is recommended.

For detailed specifications, see P.413  
For soldering conditions, see P.414  
For specifications for the taping package, see P.417

## Products Specifications

Items		Series	Sharp feeling type	Soft feeling type
		-20°C to +70°C		
Operating temperature range			-30°C to +85°C SKRM / RW	-30°C to +80°C SKPG
			-30°C to +90°C SKRA / RG / RP	-40°C to +90°C SKPF / PL / PM / PN
Rating (max.)			50mA 12V DC SKRP : 50mA 16V DC	5mA 12V DC SKPL/PM/PN : 50mA 16V DC
Rating (min.)		10 $\mu$ A 1V DC		
Electrical performance	Insulation resistance	100M $\Omega$ SKEY/PD : 50M $\Omega$		
	Voltage proof	250V AC for 1 min. SKRB/RH/RM/RR/EY/PD : 100V AC for 1min.		
Durability	Vibration	10 to 55 to 10Hz/min., the amplitude is 1.5mm for all the frequencies, in the 3 direction of X, Y and Z for 2 hours respectively		
	Lifetime	Shall be in accordance with individual specifications.		
Environmental performance	Cold	-30 $\pm$ 2°C for 96h		
	Dry heat	80 $\pm$ 2°C for 96h		
	Damp heat	60 $\pm$ 2°C, 90 to 95%RH for 96h		

Power

Push

Slide

Rotary

Encoders

Jog Shuttle

Telephone -hook

Detector

Vibration Sensors

Dual-in-line Package Type

Multi Control Devices

TACT

Sharp Feeling

Soft Feeling

Snap-in Type

Surface Mount Type

Radial Type

### Note

We can raise the working temperature range for in-vehicle applications upon request. Contact us if you have any requirements of this kind.

### Specifications of LED (SKHJ)

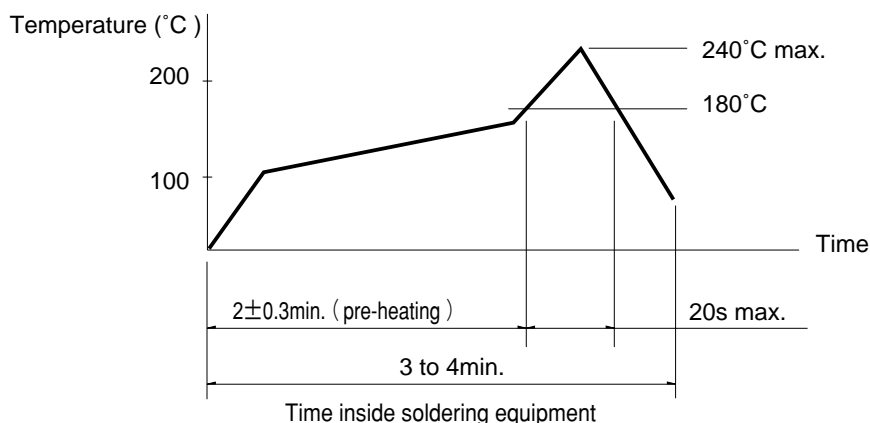
Color of light	Power dissipation	Forward pulse peak current	Forward current	Reverse voltage	Forward voltage	Reverse current	Peak emission wave length	Spectral line half width	Luminous intensity		
	P (mW)	IFP (mA)	IFDC (mA)	VR (V)	VF (V) IF=10mA	IR ( $\mu$ A) VR=4V	$\lambda$ peak (nm) IF=10mA	$\Delta \lambda$ (nm) IF=10mA	IV (mcd) IF=10mA		
Red	40	80	15	4	2.7 max. 2.05TYP	5 max.	700 TYP	100 TYP	0.4min. 1.0 TYP		
Pure green							555 TYP	20 TYP	0.8min. 2.0 TYP		
Amber							590 TYP	30 TYP	0.4min. 1.0 TYP		
Orange (High brightness)						3	2.7 max. 2.0 TYP	10 max.	630 TYP	40 TYP	1.5min. 4.0 TYP
Green (High brightness)						4	2.7 max. 2.05TYP		565 TYP	30 TYP	2.0min. 5.0 TYP

## Soldering Conditions

### Condition for Reflow

Available for Surface Mount Type. (Except SKHM Series)

1. Heating method: Double heating method with infrared heater.
2. Temperature measurement: Thermocouple 0.1 to 0.2 φ CA (K) or CC (T) at soldering portion (copper foil surface). A heat resisting tape should be used for fixed measurement.
3. Temperature profile



### Notes

1. The condition mentioned above is the temperature on the mounting surface of a PC board. There are cases where the PC board's temperature greatly differs from that of the switch, depending on the PC board's material, size, thickness, etc. The above-stated conditions shall also apply to switch surface temperatures. (Except a part of Variety SKRM, SKRR Series)
2. Soldering conditions differ depending on reflow soldering machines. You are requested to verify the soldering conditions thoroughly beforehand.
3. Ask us for the specifications of lead-free products.

### Conditions for Auto-dip

Available for Snap-in Type and Radial Type

Items	Condition
Flux built-up	Mounting surface should not be coated with flux
Preheating temperature	Ambient temperature of the soldered surface of PC board. 100°C max.
Preheating time	45s max.
Soldering temperature	255°C max.
Continuous dipping time	5s max.
Number of soldering	2times max.

### Notes

1. Consult with us for TACT switch washing conditions.
2. Prevent flux penetration from the top side of the TACT switch.
3. Switch terminals and a PC board should not be coated with flux prior to soldering.
4. The second soldering should be done after the switch returns to normal temperature.
5. Use the flux with a specific gravity of at least 0.83. (MH-820V or CF220V by TAMURA Corporation, or their equivalents.)

### Manual Soldering

Available for Manual Soldering Type

Items	Condition
Soldering temperature	350°C max.
Continuous soldering time	3s max.

- Power
- Push
- Slide
- Rotary
- Encoders
- Jog Shuttle
- Telephone-hook
- Detector
- Vibration Sensors
- Dual-in-line Package Type
- Multi Control Devices

TACT

- Sharp Feeling
- Soft Feeling
- Snap-in Type
- Surface Mount Type
- Radial Type

# Specification of Radial Taping Package

## Taping Packaging for Auto-insertion

The SKHV, SKQC, SKQK, SKQN, SKQW, SKRC, SKRG, SKRS, SKPD and SKPL series are delivered with taping packaging.

### Box Size

Unit : mm

Series	A	B	C
SKHV SKQC SKQK SKRS SKPD SKQN	47	331	291
SKQW	61		
SKRGAL to AS	48		235
SKRGAA to AF	43	334	340
SKPL			
SKRC	55	337	370

### Quantity Accommodated Per Box

Series	Qty / reel (pcs.) (Minimum packing unit)
SKHV SKQK	1,000
SKQW SKRS	700
SKQC	1,500
SKPD	800
SKRG	2,000
SKQN SKRC	900
SKPL	2,700

Power

Push

Slide

Rotary

Encoders

Jog Shuttle

Telephone-hook

Detector

Vibration Sensors

Dual-in-line Package Type

Multi Control Devices

**TACT**

Sharp Feeling

Soft Feeling

Snap-in Type

Surface Mount Type

Radial Type