

# SNAP-IN MOUNT ALUMINUM ELECTROLYTIC

## SI SERIES

### SUBMINIATURE (SI: Snap-in)

The SI Snap-in series subminiature aluminum electrolytic capacitors are especially suitable for applications requiring high capacitance, low cost, and very small size. In fact, you'll find these capacitors in some of the most demanding applications, from precision medical electronics and automobiles to the newest personal computers and disk drives.

They operate over a broad temperature range and are available in either blister pack or bulk.

### RATINGS

**Capacitance Range:** 47 $\mu$ f to 33,000 $\mu$ f

**Tolerance:**  $\pm 20\%$

**Voltage Range:** 16V to 450V

### PERFORMANCE SPECIFICATIONS

#### Operating Temperature Range:

-40°C to +85°C (-40°F to +185°F)

**Leakage Current:**  $I \leq 3 \times \sqrt{CV}$  (measured after 5 minutes @ rated voltage and +20°C (+68°F))

I = Leakage Current ( $\mu$ A)

C = Nominal Capacitance ( $\mu$ f)

V = Rated Voltage (V)

**Capacitance Tolerance (M):**  $\pm 20\%$   
measured at +20°C (+68°F), 120Hz

#### Surge Voltage:

DC Rated Voltage	16	25	35	50	63	80
Surge Voltage	20	32	44	63	79	100

DC Rated Voltage	100	160	200	250	450
Surge Voltage	125	200	250	300	500

**Load Life:** 2000  $\pm 12$ Hrs @ Max rated temperature and rated voltage

Leakage Current: Within values specified above

Dissipation Factor: Within  $\pm 150\%$  of specified value

**Shelf Life:** 1000  $\pm 6$ Hrs @ Max rated temperature, no voltage applied

Leakage Current: Within  $\pm 200\%$  of specified value

Dissipation Factor: Within  $\pm 150\%$  of specified value

Capacitance Change Max: Within  $\pm 20\%$  of initial value

### MECHANICAL SPECIFICATIONS

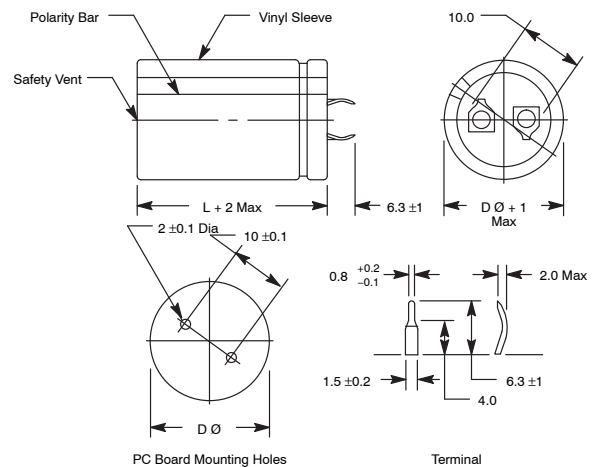

#### Marking:

Consists of series type, nominal capacitance, rated voltage, temperature range, anode and/or cathode identification, vendor identification.

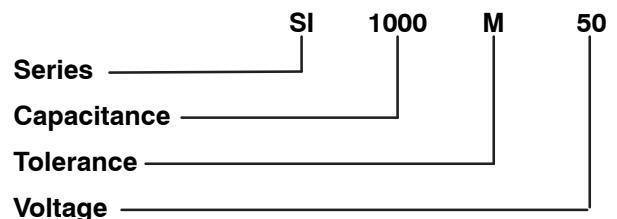
#### Recommended Cleaning Solvents:

Chlorofluorocarbon solvents used to remove flux from printed circuit boards can penetrate the capacitor end-seals, cause corrosion when voltage is applied and capacitor failure. Avoid halogenated solvents and consider these alternatives: Clean the capacitors with water/detergent or cleaning solvents free of halogen groups such as alcohol or terpene solution, or mount the capacitor after board cleaning.

### CASE SIZE AND DIMENSIONS:



### ORDERING INFORMATION



# SNAP-IN MOUNT ALUMINUM ELECTROLYTIC

## SI SERIES

SI Series Dimensions: Diameter (D Ø) x Length (L): mm

WV Cap (µf)	16	25	35	50	63	80	100	160	200	250	450
47											22 x 25
56											22 x 25
68											22 x 30
82											22 x 30
100									22 x 20	25 x 20	22 x 35
120											22 x 40
150									22 x 20	22 x 20	22 x 50
180											25 x 45
220								22 x 20	25 x 25	22 x 25	25 x 50
270									22 x 25		30 x 45
330								22 x 25	22 x 30	22 x 35	30 x 50
390									22 x 30		35 x 45
470								22 x 30	22 x 35	22 x 45	35 x 50
560							35 x 45	25 x 30	22 x 40	25 x 45	35 x 63
680								22 x 40	22 x 45	30 x 35	35 x 70
820								22 x 45	25 x 45	30 x 45	
1000			22 x 30	22 x 20		25 x 20	22 x 30	25 x 45	25 x 50	30 x 50	
1500	22 x 35					22 x 40	22 x 40		30 x 50		
2200		22 x 25	22 x 20	25 x 20	22 x 30	22 x 40	22 x 50				
2700				22 x 25		22 x 45					
3300	22 x 20	22 x 20	22 x 25	22 x 40	22 x 50	25 x 40	25 x 50				
3900		20 x 30		22 x 30		25 x 45					
4700	22 x 25	22 x 30	22 x 30	22 x 35	22 x 50	25 x 35	30 x 50				
5600		22 x 25		25 x 35		30 x 45	35 x 45				
6800	22 x 25	22 x 30	22 x 50	25 x 40	25 x 50	30 x 50					
8200		22 x 30		25 x 45		35 x 50					
10000	22 x 30	22 x 35	25 x 40	30 x 40	35 x 40	35 x 70					
12000				30 x 45	35 x 50						
15000	22 x 50	25 x 40		30 x 50							
18000				35 x 45							
22000	22 x 45	30 x 40	30 x 50								
33000	25 x 50										

\* These dimensions are for reference only, please consult the factory for actual size.