

## Connector - SACC-M 8FS-4PCON - 1506781

Please be informed that the data shown in this PDF Document is generated from our Online Catalog. Please find the complete data in the user's documentation. Our General Terms of Use for Downloads are valid (<http://phoenixcontact.com/download>)



Sensor/actuator connector, female, straight, 4-pos., M8, Piercecon<sup>®</sup>, metal knurl, cable diameter max. 5 mm

### Product Features

- Safe use in the field, thanks to a high degree of protection
- Flexible: connectors for on-site assembly
- Piercecon<sup>®</sup> connection: maximum contact density in a connector that can be assembled



### Key Commercial Data

Packing unit	1 pc
Weight per Piece (excluding packing)	19.6 g
Custom tariff number	85366990
Country of origin	Germany

### Technical data

#### Dimensions

External cable diameter	3 mm ... 5 mm
Stripping length of the sheath	35 mm

#### Ambient conditions

Ambient temperature (operation)	-25 °C ... 85 °C (Plug / socket)
Degree of protection	IP68

#### General

Rated current at 40°C	4 A
Rated voltage	30 V
Number of positions	4
Insulation resistance	≥ 100 MΩ
Coding	A - standard

# Connector - SACC-M 8FS-4PCON - 1506781

## Technical data

### General

Standards/regulations	M8 connector IEC 61076-2-104
Status display	No
Overvoltage category	II
Degree of pollution	3
Connection method	Piercecon® fast connection
Conductor cross section	0.14 mm² ... 0.38 mm²
Conductor cross section AWG	22 ... 26
Wire diameter including insulation	1 mm ... 1.3 mm (Black wire clamping for 0.14 mm² ... 0.25 mm²)
	1.3 mm ... 1.6 mm (White wire clamping for 0.25 mm² ... 0.38 mm²)
Insertion/withdrawal cycles	≥ 100
Torque	0.5 Nm (Pressure nut with coupling sleeve)
	0.8 Nm (Connector with coupling sleeve)
	0.2 Nm (M8 knurl)

### Material

Flammability rating according to UL 94	V0
Contact material	CuZn
Contact surface material	Ni/Au
Contact carrier material	PA 66
Material of grip body	PA 66
Material, knurls	Nickel-plated brass
Sealing material	NBR

### Standards and Regulations

Standard designation	M8 connector
Standards/regulations	IEC 61076-2-104
Flammability rating according to UL 94	V0

## Classifications

### eCl@ss

eCl@ss 4.0	27140815
eCl@ss 4.1	27140815
eCl@ss 5.0	27260701
eCl@ss 5.1	27260701
eCl@ss 6.0	27279221
eCl@ss 7.0	27440104
eCl@ss 8.0	27440104

# Connector - SACC-M 8FS-4PCON - 1506781

## Classifications

eCl@ss

eCl@ss 9.0	27440102
------------	----------

## ETIM

ETIM 2.0	EC001121
ETIM 3.0	EC002062
ETIM 4.0	EC002062
ETIM 5.0	EC002062

## UNSPSC

UNSPSC 6.01	31251501
UNSPSC 7.0901	31251501
UNSPSC 11	31251501
UNSPSC 12.01	31251501
UNSPSC 13.2	31251501

## Approvals

Approvals

---

Approvals

EAC / EAC

---

Ex Approvals

---

Approvals submitted

---

## Approval details

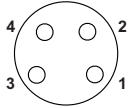
EAC
-----

EAC
-----

## Drawings

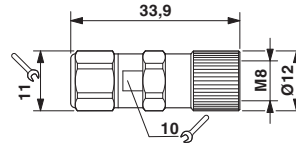
## Connector - SACC-M 8FS-4PCON - 1506781

Schematic diagram



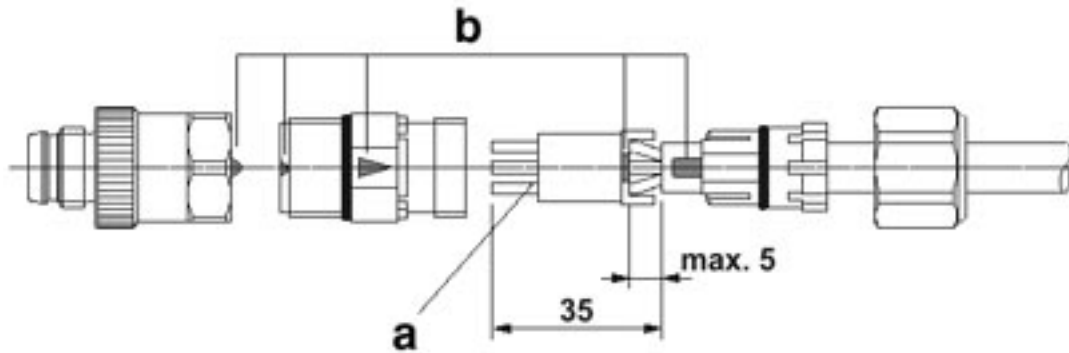
Pin assignment M8 socket, 4-pos., view female side

Dimensional drawing



Socket M8 x 1, straight

Functional drawing



Assembly steps for M8 connector with Piercecon<sup>®</sup> connection

a = Cut flush

b = Coding

Strip the conductor by approx. 35 mm and slide on the union nut and cable clamp type cage. Without stripping the insulation of the individual cores, guide them into the corresponding chamber of the elastic core clamping and cut them off flush on the contact side. The coding marks must be flush when mounted.